



**Village of Thiensville
Budget Workshop
AGENDA**

Date:
Monday, October 6, 2025

LOCATION: 250 Elm Street, Thiensville, WI

Time: 5:00 PM

I. CALL TO ORDER

II. ROLL CALL

President

John Rosing

Administrator

Colleen Landisch-Hansen

Staff

Director of Community Services/Public Works Andy LaFond

Police Chief Curt Kleppin

Deputy Village Clerk/Administrative Coordinator Ben Honeck

Board of Trustees

Jennifer Abraham

Angelina Apostolos

Kristina Eckert

Nick Ernster

David Lange

Richard Longabaugh

III. REVIEW AND DISCUSSION OF THE PROPOSED YEAR 2026 BUDGET

- A. Overview of the Proposed Budget by Administrator Colleen Landisch-Hansen (att)
- B. Police Department by Chief Curt Kleppin
- C. Department of Community Services/Public Works by Director Andy LaFond
- D. Balance of Departments by Administrator Colleen Landisch-Hansen

IV. ADJOURNMENT

Colleen Landisch-Hansen, Village Clerk

October 3, 2025

Please advise the Thiensville Municipal Hall, 250 Elm Street (262-242-3720) at least 24 hours prior to the start of this meeting if you have disabilities and desire special accommodations.

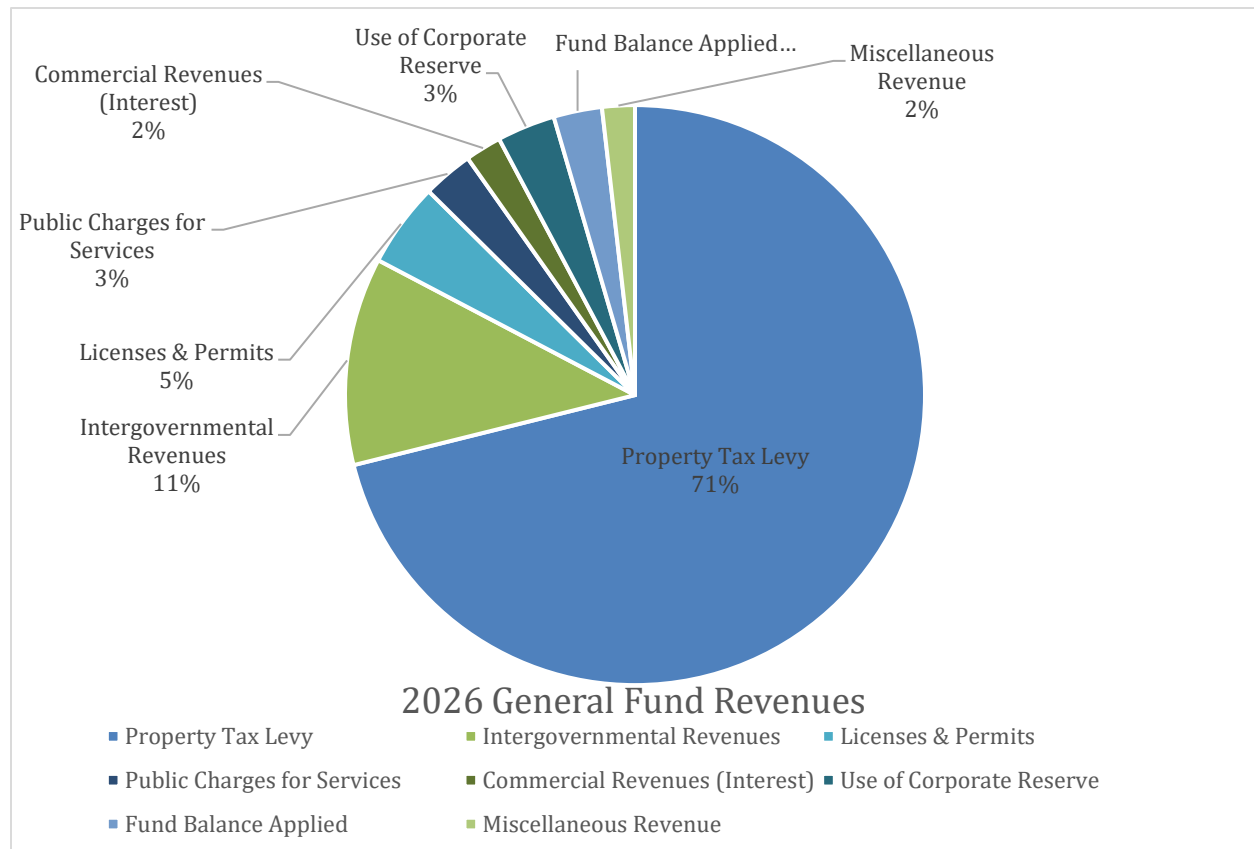
2026 Budget Summary – General & Major Funds

This budget summary is intended to provide residents, businesses, and stakeholders with a clear and accessible overview of the Village’s 2026 financial plan. It focuses on the General Fund, which covers the majority of day-to-day operations, and provides summarized information on the Village’s other major funds: Capital Improvement Fund, Stormwater Management Fund, Tax Increment District No. #2 (TID), Park Improvement Fund, and the Sanitary Sewer Utility.

General Fund Revenues

The General Fund is the primary operating fund of the Village. In 2026, revenues total approximately \$3.7 million. The largest share comes from the Property Tax Levy, which generates about \$2.63 million (71%). Other significant revenue sources include Intergovernmental Revenues (\$429,000), Licenses & Permits (\$174,000), and Public Charges for Services (\$104,000). Commercial revenues, such as investment interest, are expected to contribute \$75,000, while miscellaneous income adds another \$67,500.

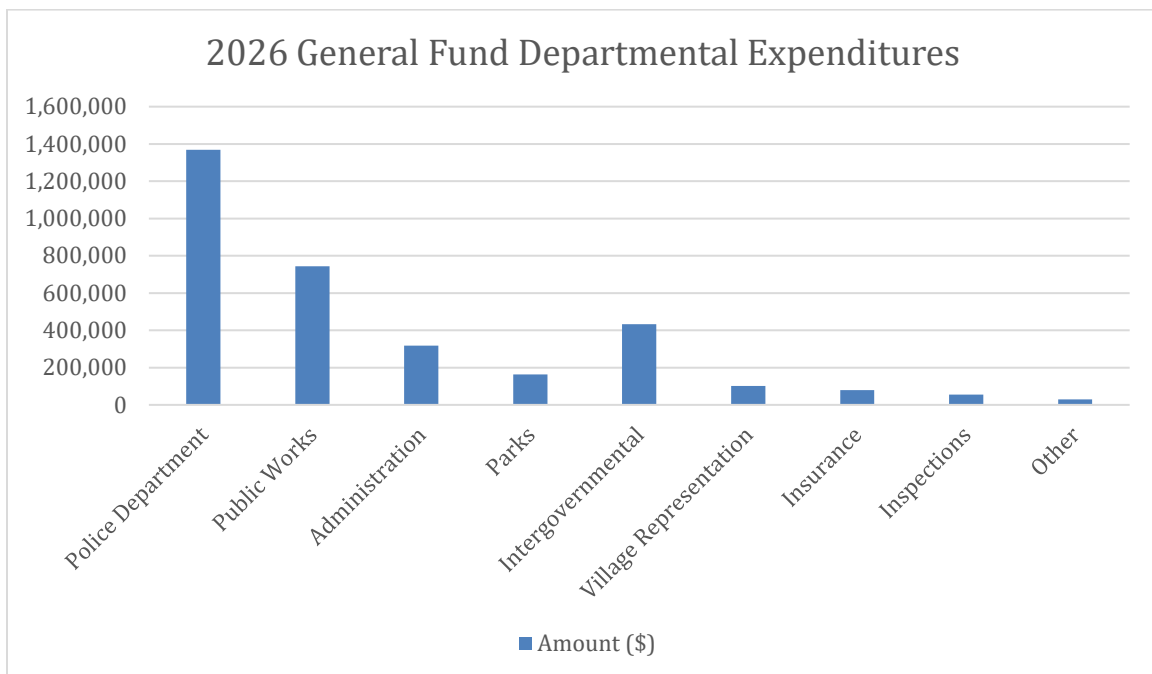
In addition, the budget utilizes Use of Corporate Reserve (\$120,000), Fund Balance Applied



(\$100,000) to balance operations. Breaking these items out provides transparency into how the Village responsibly manages its financial resources.

General Fund Expenditures

Expenditures from the General Fund total approximately \$4.35 million in 2026. Public Safety remains the largest commitment, with the Police Department budgeted at \$1.37 million. Public Works accounts for \$743,000, supporting essential services such as street maintenance, snow removal, and garbage and recycling collection. Parks receive \$163,000 to maintain recreation and community spaces, while Administration is budgeted at \$318,000 for general government services. Intergovernmental services total \$434,000, covering the Village's contributions to the F.L. Weyenberg Library, the Southern Ozaukee Fire & EMS Department, and the school resource officer program. Smaller allocations support Village representation, insurance, inspections, and other operational costs.



Special Funds

Beyond the General Fund, the Village manages several other key funds that serve specific purposes. Summarized below are the most significant special funds included in the 2026 budget:

Capital Projects Fund

Will receive \$120,000 of tax levy. Other projected revenues include the final year of Main Street/Green Bay Road Watermain special assessment payments, investment interest revenue and capital grants. The presented budget also includes \$1,500,000 in bond proceeds for a three-year transportation program. 2026 expenditures total \$181,000.

Stormwater Utility Fund

Accounts for stormwater maintenance and improvements. The 2026 budget includes \$52,000 of tax levy. 2026 expenditures are about \$52,000.

Tax Increment District (TID)

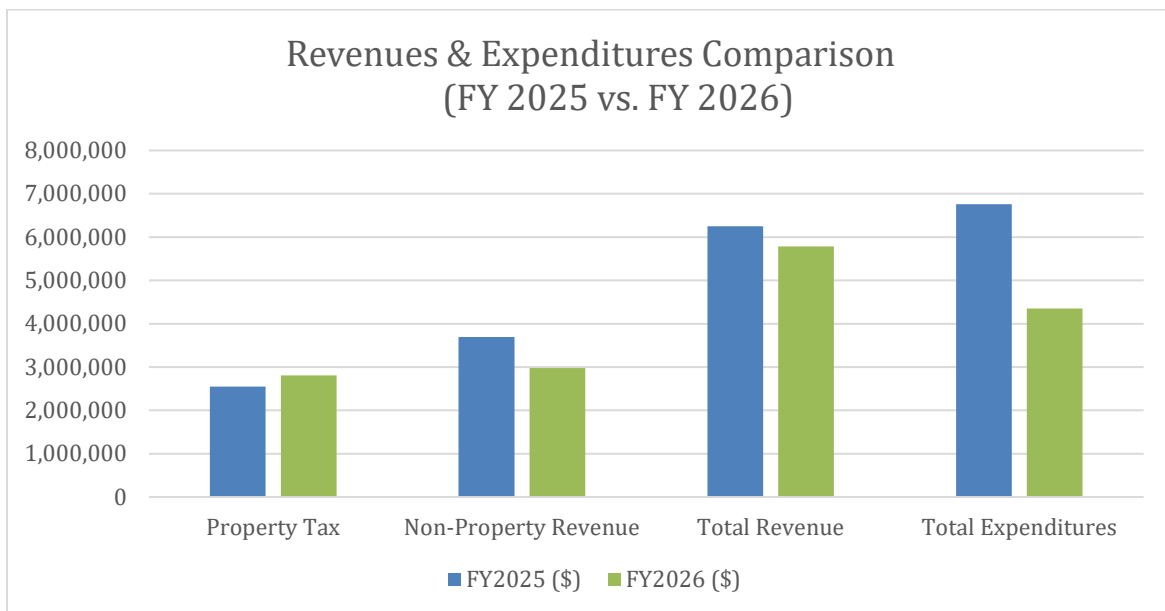
Accounts for activity in the established Tax Incremental Financing District #2 per the approved Project Plan. 2026 expenditures are about \$420,000 which includes the second principal payment on the 2022 General Obligation Bond.

Park Improvement Fund

Supported by donations committed specifically for the purpose of park improvement. 2026 budget totals \$25,000 including donation revenue, investment interest and fundraising proceeds. 2026 expenditures are about \$8,000.

FY2025 vs FY2026 Comparison

The chart below compares overall revenues and expenditures in 2025 versus 2026. The decline in total expenditures reflects the completion of several large capital projects in 2025. While the tax rate increases modestly, the Village has reduced overall spending levels due to decreased projected revenues.



Sanitary Sewer Utility

Sewer Utility Fund

MMSD Operation and Maintenance charges are expected to increase by 6.2%. However, a projected decrease in MMSD capital charges will allow sewer rates to remain flat in 2026. Single-family residential rates are estimated to remain at \$175.00 per quarter

Looking Ahead

The Village of Thiensville remains committed to providing essential services in a fiscally responsible manner. With 2025's large capital initiatives completed, the 2026 budget reflects a period of stabilization. The focus remains on maintaining public safety, sustaining infrastructure, and ensuring quality-of-life services such as parks.

VILLAGE OF THIENSVILLE 2026 BUDGET

Village President John Rosing
Trustee Jennifer Abraham
Trustee Angelina Apostolos
Trustee Kristina Eckert
Trustee Nicholas Ernster
Trustee David Lange
Trustee Richard Longabough
Administrator/Interim Village Clerk Colleen Landisch-Hansen
Police Chief Curt Kleppin
Director Community Services & Public Works Andy LaFond





Village of Thiensville
2026 Budget
Table of Contents

<u>Description</u>	<u>Page No.</u>
<u>Financial Overview of Budgeted Funds</u>	
All Governmental Funds (ALL)	
Summary of Revenues & Expenditures	1
General Fund (GF)	
Summary of Revenues & Expenditures	2
Detailed Revenues	3 - 4
Detailed Expenditures	5 - 10
Park Improvement Fund (PIF)	
Summary of Revenues & Expenditures	11
Detailed Revenues & Expenditures	12
Capital Projects Fund (CPF)	
2026 Detailed Capital Requests	13 - 14
Summary of Revenues & Expenditures	15
Detailed Revenues	16
Detailed Expenditures	17 - 18
Stormwater Management Fund (STORM MGMT)	
Summary of Revenues & Expenditures	19
Detailed Revenues & Expenditures	20
Tax Increment District No. 2 (TIF 2)	
Summary of Revenues & Expenditures	21
Detailed Revenues & Expenditures	22
Sewer Utility Fund (SWR)	
Summary of Revenues & Expenditures	23
Detailed Revenues	24
Detailed Expenditures	25 - 26
<u>Historical Budget Documents (HIST)</u>	
Fire Equipment Replacement Fund (AMB)	
Summary of Revenues & Expenditures	27
Detailed Revenues & Expenditures	28
ARPA Local Recovery Fund (ARPA)	
Summary of Revenues & Expenditures	29
Detailed Revenues & Expenditures	30
Old Village Hall Fund (OLD VH)	
Summary of Revenues & Expenditures	31
Detailed Revenues & Expenditures	32
Debt Service Funds (DS FUNDS)	
Detailed Revenues	33
Detailed Expenditures	34
Century Estates #3 Special Assessment B-Bonds	35
Laurel Acres Special Assessment B-Bonds	36
<u>Appendix (APPX)</u>	
Levy and Tax Rate Summary	37
Property Values Including TID and Tax Rate Comparison	38
State Aids Comparison	39

Village of Thiensville
 2026 Budget
 All Funds
 Summary of Revenues and Expenditures



Summary of Revenues

Source	2021 Actual	2022 Actual	2023 Actual	2024 Actual	2025 Budget	8/31/2025 YTD	2025 Projected	2026 Budget	Budget % Change
Property Tax (Levy) Revenue:									
General Fund	\$ 1,929,749	\$ 1,943,667	\$ 1,998,497	\$ 2,124,664	\$ 2,379,732	\$ 2,379,732	\$ 2,379,732	\$ 2,633,825	10.68%
Capital Projects Fund	400,000	400,000	357,000	250,000	120,000	120,000	120,000	120,000	0.00%
Old Village Hall Fund	3,000	2,500	2,500	-	-	-	-	-	0.00%
Stormwater Management Fund	42,000	42,000	47,000	52,000	52,000	52,000	52,000	52,000	0.00%
Total Village Tax Levy	2,374,749	2,388,167	2,404,997	2,426,664	2,551,732	2,551,732	2,551,732	2,805,825	9.96%
Tax Increment District No. 2	-	-	7,414	104	-	-	-	-	0.00%
Total Property Tax Revenue	\$ 2,374,749	\$ 2,388,167	\$ 2,412,411	\$ 2,426,768	\$ 2,551,732	\$ 2,551,732	\$ 2,551,732	\$ 2,805,825	9.96%
Non-Property Tax Revenue:									
Special Assessments	\$ 93,347	\$ 70,503	\$ 55,249	\$ 44,488	\$ 28,030	\$ 36,688	\$ 36,688	\$ 27,038	-3.54%
Intergovernmental Revenue	573,309	549,703	1,218,936	407,448	434,332	255,171	435,035	428,864	-1.26%
Regulation & Compliance	146,257	151,950	145,643	152,625	201,425	110,070	164,325	174,270	-13.48%
Public Charges for Services	215,396	191,365	93,026	51,706	66,425	33,843	59,825	103,998	56.56%
Commercial Revenues	5,645	52,022	135,748	96,804	112,000	45,789	76,878	75,000	-33.04%
Miscellaneous Revenues	278,719	360,618	305,791	528,346	731,000	185,419	593,044	312,500	-57.25%
Other Financing Sources	1,327,455	4,494,962	31,803	586,934	2,930,916	408,507	2,330,287	1,853,270	-36.77%
Total Non-Property Tax Revenue	\$ 2,640,128	\$ 5,871,123	\$ 1,986,196	\$ 1,868,351	\$ 4,504,128	\$ 1,075,487	\$ 3,696,082	\$ 2,974,940	-33.95%
Total Revenue	\$ 5,014,877	\$ 8,259,290	\$ 4,398,607	\$ 4,295,119	\$ 7,055,860	\$ 3,627,219	\$ 6,247,814	\$ 5,780,765	-18.07%

Summary of Expenditures

Department	2021 Actual	2022 Actual	2023 Actual	2024 Actual	2025 Budget	8/31/2025 YTD	2025 Projected	2026 Budget	Budget % Change
Village Representation	\$ 84,614	\$ 95,489	\$ 94,937	\$ 100,862	\$ 96,730	\$ 87,196	\$ 99,751	\$ 101,530	4.96%
Village Administration	295,967	309,815	246,752	262,450	297,302	215,418	318,010	318,232	7.04%
Intergovernmental	123,400	123,400	388,868	401,422	419,290	304,743	422,364	433,751	3.45%
Debt Service	13,728	13,434	13,434	-	-	-	-	-	0.00%
General Government - Unclassified	24,110	18,439	15,131	16,076	115,325	15,296	16,236	114,000	-1.15%
Property & Liability Insurance	89,371	88,799	86,311	82,252	94,607	79,869	83,471	78,872	-16.63%
Police Department	1,012,733	1,112,987	1,034,378	1,108,691	1,295,014	745,522	1,152,940	1,369,247	5.73%
Fire Department	238,786	215,949	25,850	12,840	-	1,067	1,067	-	0.00%
Inspections	53,059	52,856	48,100	61,526	45,500	34,218	51,500	56,000	23.08%
Public Works - Street	602,861	669,694	703,826	678,857	734,481	492,761	727,682	743,186	1.19%
Park	141,889	109,336	109,631	120,901	156,485	97,660	154,167	162,559	3.88%
Old Village Hall	-	-	-	1,846	2,250	1,118	1,700	2,000	-11.11%
Conservation & Development	-	-	250,000	-	-	-	-	-	0.00%
Unclassified - Transfers	9,584	-	-	236,731	329,930	-	329,930	324,080	100.00%
Total General Fund Expenditures	\$ 2,690,102	\$ 2,810,198	\$ 3,017,218	\$ 3,084,454	\$ 3,586,914	\$ 2,074,868	\$ 3,358,818	\$ 3,703,457	3.25%
Park Improvement Fund	\$ 48,380	\$ 48,858	\$ 110,786	\$ 65,026	\$ 690,000	\$ 411,239	\$ 701,558	\$ 8,000	-98.84%
Capital Projects Fund	\$ 380,453	\$ 480,770	\$ 1,485,885	\$ 710,688	\$ 1,733,749	\$ 1,075,200	\$ 1,628,583	\$ 181,228	-89.55%
Stormwater Management Fund	\$ 84,825	\$ 118,062	\$ 204,059	\$ 234,050	\$ 730,457	\$ 25,506	\$ 651,148	\$ 50,549	-93.08%
Tax Increment District No. 2	\$ 825,959	\$ 2,850,556	\$ 1,697,123	\$ 841,984	\$ 400,241	\$ 128,867	\$ 416,286	\$ 409,289	2.26%
Fire Equipment Replacement Fund	\$ 164,534	\$ 190,237	\$ 83,782	\$ -	\$ -	\$ -	\$ -	\$ -	0.00%
ARPA Local Recovery Fund	\$ 163,545	\$ 163,545	\$ -	\$ -	\$ -	\$ -	\$ -	\$ -	0.00%
Old Village Hall Fund	\$ 2,032	\$ 2,176	\$ 1,922	\$ 15,373	\$ -	\$ -	\$ -	\$ -	0.00%
Debt Service Funds	\$ 134,244	\$ 27,214	\$ 18,557	\$ -	\$ -	\$ -	\$ -	\$ -	0.00%
Total Expenditures	\$ 4,494,074	\$ 6,691,616	\$ 6,619,332	\$ 4,951,575	\$ 7,141,361	\$ 3,715,680	\$ 6,756,393	\$ 4,352,523	-39.05%
Municipal Property Tax Rate	\$ 7.29	\$ 7.31	\$ 7.33	\$ 5.01	\$ 5.25	\$ 5.25	\$ 5.25	\$ 5.74	9.36%

Change to Village Tax Rate \$ 0.49

Village of Thiensville
 2026 Budget
 General Fund
 Summary of Revenues and Expenditures



Summary of Revenues

Source	2021 Actual	2022 Actual	2023 Actual	2024 Actual	2025 Budget	8/31/2025 YTD	2025 Projected	2026 Budget	Budget % Change
Property Tax Revenue:									
General Fund	\$ 1,929,749	\$ 1,943,667	\$ 1,998,497	\$ 2,124,664	\$ 2,379,732	\$ 2,379,732	\$ 2,379,732	\$ 2,633,825	10.68%
Total Property Tax Revenue	\$ 1,929,749	\$ 1,943,667	\$ 1,998,497	\$ 2,124,664	\$ 2,379,732	\$ 2,379,732	\$ 2,379,732	\$ 2,633,825	12.71%
Non-Property Tax Revenue:									
Intergovernmental Revenue	\$ 342,365	\$ 386,158	\$ 626,159	\$ 407,448	\$ 434,332	\$ 254,571	\$ 434,435	\$ 428,864	-1.26%
Regulation & Compliance	146,257	151,950	145,643	152,625	201,425	110,070	164,325	174,270	-13.48%
Public Charges for Services	44,578	42,233	63,036	51,706	66,425	33,843	59,825	103,998	56.56%
Commercial Revenues	5,645	46,883	118,116	78,449	100,000	43,911	75,000	75,000	-25.00%
Miscellaneous Revenues	175,409	255,621	155,916	324,438	405,000	11,311	207,339	287,500	-29.01%
Total Non-Property Tax Revenue:	\$ 714,254	\$ 882,845	\$ 1,108,870	\$ 1,014,666	\$ 1,207,182	\$ 453,706	\$ 940,924	\$ 1,069,632	-11.39%
Total Revenue	\$ 2,644,003	\$ 2,826,512	\$ 3,107,367	\$ 3,139,330	\$ 3,586,914	\$ 2,833,438	\$ 3,320,656	\$ 3,703,457	3.25%

Summary of Expenditures

Department	2021 Actual	2022 Actual	2023 Actual	2024 Actual	2025 Budget	8/31/2025 YTD	2025 Projected	2026 Budget	Budget % Change
Village Representation	\$ 84,614	\$ 95,489	\$ 94,937	\$ 100,862	\$ 96,730	\$ 87,196	\$ 99,751	\$ 101,530	4.96%
Village Administration	295,967	309,815	246,752	262,450	297,302	215,418	318,010	318,232	7.04%
Intergovernmental	123,400	123,400	388,868	401,422	419,290	304,743	422,364	433,751	3.45%
Debt Service	13,728	13,434	13,434	-	-	-	-	-	0.00%
General Government - Unclassified	24,110	18,439	15,131	16,076	115,325	15,296	16,236	114,000	-1.15%
Property & Liability Insurance	89,371	88,799	86,311	82,252	94,607	79,869	83,471	78,872	-16.63%
Police Department	1,012,733	1,112,987	1,034,378	1,108,691	1,295,014	745,522	1,152,940	1,369,247	5.73%
Fire Department	238,786	215,949	25,850	12,840	-	1,067	1,067	-	0.00%
Inspections	53,059	52,856	48,100	61,526	45,500	34,218	51,500	56,000	23.08%
Public Works - Street	602,861	669,694	703,826	678,857	734,481	492,761	727,682	743,186	1.19%
Park	141,889	109,336	109,631	120,901	156,485	97,660	154,167	162,559	3.88%
Old Village Hall	-	-	-	1,846	2,250	1,118	1,700	2,000	-11.11%
Conservation & Development	-	-	250,000	-	-	-	-	-	0.00%
Unclassified - Transfers	9,584	-	-	236,731	329,930	-	329,930	324,080	-1.77%
Total General Fund Expenditures	\$ 2,690,102	\$ 2,810,198	\$ 3,017,218	\$ 3,084,454	\$ 3,586,914	\$ 2,074,868	\$ 3,358,818	\$ 3,703,457	3.25%
Beginning Fund Balance	\$ 1,431,160	\$ 1,385,053	\$ 1,386,441	\$ 1,476,700			\$ 1,531,573	\$ 1,493,411	
Annual Income / (Loss)	(131,569)	(189,371)	(11,104)	204,896			141,768	204,080	
Transfer from / (to) other funds	85,462	190,759	101,363	(150,023)			(179,930)	(204,080)	
Applied Budget Surplus	-	-	-	-			-	-	
Ending Fund Balance	\$ 1,385,053	\$ 1,386,441	\$ 1,476,700	\$ 1,531,573			\$ 1,493,411	\$ 1,493,411	
Ending Fund Balance	\$ 1,385,053	\$ 1,386,441	\$ 1,476,700	\$ 1,531,573			\$ 1,493,411	\$ 1,493,411	
Nonspendable	91,575	144,990	55,513	552,991					
Restricted	-	-	-	-					
Committed	153,136	161,340	146,149	160,001					
Assigned	140,000	120,000	120,000	150,000					
Unassigned	1,000,342	960,111	1,155,038	668,581					

Village of Thiensville
2026 Budget
General Fund
Detailed Revenues



Account Name	2021 Actual	2022 Actual	2023 Actual	2024 Actual	2025 Budget	8/31/2025 YTD	2025 Projected	2026 Budget	Budget % Change
Taxes									
01-40-001-41000 Tax Levy-General Operations	\$ 1,929,749	\$ 1,943,667	\$ 1,998,497	\$ 2,124,664	\$ 2,379,732	\$ 2,379,732	\$ 2,379,732	\$ 2,633,825	10.68%
Room Tax	-	-	-	-	-	-	-	-	100.00%
Total Taxes	1,929,749	1,943,667	1,998,497	2,124,664	2,379,732	2,379,732	2,379,732	2,633,825	10.68%
Intergovernmental Revenue									
Shared Revenues									
01-41-002-43410 State Shared Revenue	\$ 76,190	\$ 71,010	\$ 68,128	\$ 142,169	\$ 145,150	\$ 32,330	\$ 145,150	\$ 137,241	-5.45%
01-41-002-43410 Act 12 Personal Property Aid	-	-	-	-	13,044	13,044	13,044	13,044	100.00%
01-41-002-43410 Exempt Personal Property Aid	-	19,839	6,758	6,758	6,758	6,758	6,758	6,758	0.00%
Total Shared Revenues	76,190	90,849	74,886	148,927	164,952	52,132	164,952	157,043	-4.79%
Grants & Aids									
01-41-003-40133 WI Economic Dev Corp CDI Grant	\$ -	\$ -	\$ 250,000	\$ -	\$ -	\$ -	\$ -	\$ -	0.00%
01-41-003-43420 Fire Insurance Dues	15,977	16,131	17,585	18,915	18,915	21,024	21,024	22,500	18.95%
01-41-003-43430 Exempt Computer Aid	4,179	4,179	4,179	4,179	4,179	4,179	4,179	4,179	0.00%
01-41-003-43440 Local Transportation Aids	211,073	199,694	196,236	193,318	202,665	151,866	202,665	205,521	1.41%
01-41-003-43450 Video Service Provider Aid	9,471	9,471	9,471	9,471	9,471	9,471	9,471	9,471	0.00%
01-41-003-43520 Law Enforcement Grant	2,541	1,280	1,120	2,880	1,120	-	1,120	1,120	0.00%
01-41-003-43521 EMS Flex Grant	-	33,867	33,867	-	-	-	-	-	0.00%
01-41-003-43523 ARPA Local Recovery Funds	-	-	15,310	-	-	-	-	-	0.00%
01-41-003-43560 Recycling Grant	9,536	9,512	9,517	9,530	9,530	9,524	9,524	9,530	0.00%
Total Grants & Aids	252,777	274,134	537,285	238,293	245,880	196,064	247,983	252,321	2.62%
Intergovernmental Charges for Services									
01-41-007-47311 Other Services to Other Local Governments	\$ 7,398	\$ 14,175	\$ 5,988	\$ 12,228	\$ 15,000	\$ -	\$ 13,000	\$ 14,000	-6.67%
01-41-011-47310 Fiscal Agent Fees - Library	6,000	7,000	8,000	8,000	8,500	6,375	8,500	5,500	-35.29%
Total Intergovernmental Charges for Services	13,398	21,175	13,988	20,228	23,500	6,375	21,500	19,500	-17.02%
Total Intergovernmental Revenues	342,365	386,158	626,159	407,448	434,332	254,571	434,435	428,864	-1.26%

Account Name	2021 Actual	2022 Actual	2023 Actual	2024 Actual	2025 Budget	8/31/2025 YTD	2025 Projected	2026 Budget	Budget % Change
Regulation & Compliance									
Licenses									
01-42-004-200 Liquor & Malt Beverage	\$ 8,232	\$ 8,796	\$ 9,199	\$ 8,282	\$ 9,500	\$ 7,080	\$ 9,000	\$ 9,000	-5.26%
01-42-004-210 Cigarette	75	75	200	200	200	200	200	200	0.00%
01-42-004-212 Dog Licenses	1,256	1,487	1,471	1,318	2,000	1,540	1,600	1,700	-15.00%
01-42-004-214 Cat Licenses	120	175	140	175	200	100	100	100	-50.00%
01-42-004-215 Sundry Licenses	200	185	650	165	700	230	300	500	-28.57%
Total Licenses	9,883	10,718	11,660	10,140	12,600	9,150	11,200	11,500	-8.73%
Permits									
01-42-005-220 Building	\$ 39,308	\$ 40,386	\$ 31,496	\$ 42,109	\$ 50,000	\$ 34,744	\$ 50,000	\$ 55,000	10.00%
01-42-005-221 Electrical	10,009	8,204	9,362	8,988	15,000	5,770	9,300	10,000	-33.33%
01-42-005-222 Plumbing	7,771	10,200	7,563	8,527	15,000	4,684	8,000	10,000	-33.33%
01-42-005-223 Sundry	1,464	905	1,258	1,596	2,500	346	1,500	1,500	-40.00%
Total Permits	58,552	59,695	49,679	61,220	82,500	45,544	68,800	76,500	-7.27%
Fines & Forfeitures									
01-42-006-230 Court Fines	\$ 19,217	\$ 13,688	\$ 11,403	\$ 9,534	\$ 25,000	\$ 4,847	\$ 10,000	\$ 10,000	-60.00%
01-42-006-231 Parking Fines	10,953	10,904	8,445	8,383	15,000	7,325	11,000	12,000	-20.00%
Total Fines & Forfeitures	30,170	24,592	19,848	17,917	40,000	12,172	21,000	22,000	-45.00%
Other									
01-42-007-234 Cell Tower Lease	\$ 29,224	\$ 38,268	\$ 46,895	\$ 46,520	\$ 47,325	\$ 35,469	\$ 47,325	\$ 48,270	2.00%
01-42-007-235 Cable TV	18,428	18,677	17,561	16,828	19,000	7,735	16,000	16,000	-15.79%
Total Other	47,652	56,945	64,456	63,348	66,325	43,204	63,325	64,270	-3.10%
Total Regulation & Compliance	146,257	151,950	145,643	152,625	201,425	110,070	164,325	174,270	-13.48%

Village of Thiensville
 2026 Budget
 General Fund
 Detailed Revenues



Account Name	2021 Actual	2022 Actual	2023 Actual	2024 Actual	2025 Budget	8/31/2025 YTD	2025 Projected	2026 Budget	Budget % Change
Public Charges for Services									
General Government									
01-43-008-240 General Government	\$ 821	\$ 3,172	\$ 2,370	\$ 984	\$ 10,000	\$ 586	\$ 8,500	\$ 7,500	-25.00%
01-43-008-242 Assessment Letters	3,400	2,400	3,000	3,900	3,500	2,500	3,500	4,000	14.29%
Total General Government	4,221	5,572	5,370	4,884	13,500	3,086	12,000	11,500	-14.81%
Protection-Persons & Property									
01-43-009-250 Police Department Fees	\$ 1,268	\$ 2,154	\$ 1,654	\$ 1,840	\$ 2,500	\$ 1,520	\$ 2,500	\$ 2,500	0.00%
Total Protection-Persons & Property	1,268	2,154	1,654	1,840	2,500	1,520	2,500	2,500	0.00%
Health & Sanitation									
01-43-010-260 Recycling Proceeds	\$ 11,990	\$ 12,510	\$ 12,303	\$ 11,967	\$ 13,000	\$ 11,410	\$ 13,000	\$ 15,000	15.38%
01-43-010-261 Dumpster Rental	10,725	11,375	6,125	8,350	10,000	7,750	9,000	10,000	0.00%
01-43-010-262 Additional Trash Cart Fee	-	-	500	1,125	1,000	1,025	1,200	1,250	25.00%
Additional Recycling Cart Fee	-	-	-	-	500	150	200	250	-50.00%
Total Health & Sanitation	22,715	23,885	18,928	21,442	24,500	20,335	23,400	26,500	8.16%
Park & Recreation									
01-43-001-265 Park Land Dedication	\$ 2,500	\$ 2,000	\$ 1,500	\$ 4,000	\$ 3,000	\$ 500	\$ 1,500	\$ 41,500	1283.33%
01-43-011-270 Park Fees	8,340	5,170	7,140	6,700	9,000	4,920	6,500	8,000	-11.11%
01-43-011-46821 Softball Association Fees	1,950	1,350	1,350	1,350	1,500	1,500	1,500	1,500	0.00%
Total Park & Recreation	12,790	8,520	9,990	12,050	13,500	6,920	9,500	51,000	277.78%
Unclassified									
01-43-012-48000 Miscellaneous	3,584	2,102	27,094	11,490	12,425	1,982	12,425	12,498	0.59%
Total Unclassified	3,584	2,102	27,094	11,490	12,425	1,982	12,425	12,498	0.59%
Total Public Charges for Services	44,578	42,233	63,036	51,706	66,425	33,843	59,825	103,998	56.56%
Commercial Revenues									
Interest Income									
01-44-013-300 Investment Interest	5,645	46,883	118,116	78,449	100,000	43,911	75,000	75,000	-25.00%
Total Interest Income	5,645	46,883	118,116	78,449	100,000	43,911	75,000	75,000	-25.00%
Total Commercial Revenues	5,645	46,883	118,116	78,449	100,000	43,911	75,000	75,000	-36.50%
Miscellaneous Revenue									
Other Income									
01-45-015-47410 Admin. Charge to Sewer Utility	\$ 40,000	\$ 40,000	\$ 40,000	\$ 40,000	\$ 40,000	\$ -	\$ 40,000	\$ 50,000	25.00%
01-45-015-48010 Other Income	40,363	24,862	14,553	188,165	25,000	8,972	15,000	15,000	-40.00%
01-45-015-48501 TPD Donations	-	-	-	9,566	-	2,339	2,339	2,500	100.00%
01-45-015-49220 Transfer from Other Funds	95,046	190,759	101,363	86,707	-	-	-	-	0.00%
01-45-015-49300 Fund Balance Applied	-	-	-	-	150,000	-	-	100,000	-33.33%
01-45-015-49320 Use of Corporate Reserve	-	-	-	-	190,000	-	150,000	120,000	-36.84%
Total Miscellaneous Revenue	175,409	255,621	155,916	324,438	405,000	11,311	207,339	287,500	-29.01%
Total General Fund Revenue	\$ 2,644,003	\$ 2,826,512	\$ 3,107,367	\$ 3,139,330	\$ 3,586,914	\$ 2,833,438	\$ 3,320,656	\$ 3,703,457	3.25%



**General Government
 Village Representation**

Account Name	2021 Actual	2022 Actual	2023 Actual	2024 Actual	2025 Budget	8/31/2025 YTD	2025 Projected	2026 Budget	Budget % Change
Village Representation									
Personal Services									
01-01-510-51106 Village Board	\$ 16,600	\$ 20,000	\$ 20,250	\$ 17,500	\$ 20,000	\$ 17,083	\$ 17,083	\$ 20,000	0.00%
01-01-510-51112 Election Workers	3,140	4,418	2,288	5,175	3,000	2,205	2,205	4,500	50.00%
01-01-510-51199 Fringe Benefits	1,270	1,530	1,530	1,530	1,530	1,409	1,409	1,530	0.00%
Total Personal Services	21,010	25,948	24,068	24,205	24,530	20,697	20,697	26,030	6.11%
Contractual Services									
01-01-510-52200 Printing & Publishing	\$ 6,057	\$ 6,570	\$ 7,812	\$ 7,317	\$ 7,000	\$ 1,778	\$ 7,000	\$ 7,000	0.00%
01-01-510-52201 Postage	3,024	3,470	3,830	5,519	3,500	3,585	2,700	3,500	0.00%
01-01-510-52202 Dues & Subscriptions	2,808	3,324	3,609	3,708	3,500	3,578	3,600	3,500	0.00%
01-01-510-52203 Training & Meetings	2,132	1,646	2,075	1,326	1,000	376	1,000	1,000	0.00%
01-01-510-52205 Planner Services	1,400	1,599	1,063	9,218	9,500	16,539	17,000	11,000	15.79%
01-01-510-52206 Audit	21,483	23,825	21,937	18,897	22,700	26,754	26,754	24,500	7.93%
01-01-510-52207 Legal Counsel	13,269	13,981	16,316	11,583	11,500	5,835	7,500	10,000	-13.04%
01-01-510-52208 Assessor	6,300	6,600	8,321	4,950	7,000	5,250	7,000	7,000	0.00%
Total Contractual Services	56,473	61,015	64,963	62,518	65,700	63,695	72,554	67,500	2.74%
Commodities									
01-01-510-53302 Election Supplies	\$ 3,136	\$ 3,887	\$ 1,925	\$ 6,446	\$ 3,000	\$ 2,536	\$ 3,000	\$ 4,500	50.00%
01-01-510-53397 Awards Program	2,957	3,838	3,478	5,028	3,000	-	3,000	3,000	0.00%
01-01-510-53399 Miscellaneous	1,038	801	503	2,665	500	268	500	500	0.00%
Total Commodities	7,131	8,526	5,906	14,139	6,500	2,804	6,500	8,000	23.08%
Total Village Representation	84,614	95,489	94,937	100,862	96,730	87,196	99,751	101,530	4.96%

**General Government
 Village Administration**

Account Name	2021 Actual	2022 Actual	2023 Actual	2024 Actual	2025 Budget	8/31/2025 YTD	2025 Projected	2026 Budget	Budget % Change
Personal Services									
01-01-511-51100 Salaries & Wages-Staff	\$ 76,002	\$ 75,650	\$ 44,703	\$ 62,185	\$ 88,065	\$ 57,029	\$ 86,000	\$ 93,720	6.42%
01-01-511-51101 Overtime	6	-	292	159	200	58	100	200	0.00%
01-01-511-51108 Administrator	75,278	75,936	63,666	59,975	62,700	38,760	59,000	66,000	5.26%
01-01-511-51115 Adm. Mileage/Meetings	2,846	2,883	1,153	2,588	2,250	1,574	2,250	2,250	0.00%
01-01-511-51195 Admin. Annuitant Fringes	4,822	5,760	7,283	9,010	5,132	8,328	8,993	-	-100.00%
01-01-511-51196 Administrator Fringe	31,555	31,933	25,945	27,909	28,413	21,995	32,993	29,536	3.95%
01-01-511-51199 Fringe Benefits/Staff	37,421	38,262	20,808	34,150	47,142	42,985	65,000	63,376	34.44%
Total Personal Services	227,930	230,424	163,850	195,976	233,902	170,729	254,336	255,082	9.06%
Contractual Services									
01-01-511-52202 Dues & Subscriptions	\$ 115	\$ 115	\$ 1,185	\$ 1,843	\$ 1,200	\$ 927	\$ 1,200	\$ 1,200	0.00%
01-01-511-52203 Training & Meetings	293	421	276	493	500	152	500	500	0.00%
01-01-511-52209 Engineering Services	4,696	8,617	10,966	5,188	6,000	8,701	12,000	6,000	0.00%
01-01-511-52210 Data Processing	9,656	8,628	5,374	4,315	5,000	6,522	7,500	7,000	40.00%
01-01-511-52211 Codification	1,150	1,150	250	1,150	1,150	900	900	1,200	4.35%
01-01-511-2-213 Office Equip. & Maint.	-	-	-	330	300	32	100	250	-16.67%
Total Contractual Services	15,910	18,931	18,051	13,319	14,150	17,234	22,200	16,150	14.13%
Commodities									
01-01-511-53300 Office Supplies	\$ 3,049	\$ 2,961	\$ 2,783	\$ 3,739	\$ 3,000	\$ 1,676	\$ 2,600	\$ 2,700	-10.00%
01-01-511-53303 Telephone	2,801	2,827	3,325	5,836	3,000	4,883	3,825	3,500	16.67%
01-01-511-53304 Electricity	18,757	20,945	17,386	20,304	16,500	10,034	15,100	16,500	0.00%
01-01-511-53305 Heat	6,402	8,851	8,204	7,219	7,000	4,825	7,200	7,300	4.29%
01-01-511-53306 Janitor Supplies	1,011	2,609	1,666	308	1,500	1,129	1,500	1,500	0.00%
01-01-511-53308 Building Maint/Supplies	19,080	20,908	31,144	12,490	18,000	3,745	10,000	15,000	-16.67%
01-01-511-53311 Recruitment	-	-	164	2,149	-	-	-	-	0.00%
01-01-511-53399 Miscellaneous	1,027	1,359	179	1,110	250	1,163	1,250	500	100.00%
Total Commodities	52,127	60,460	64,851	53,155	49,250	27,455	41,475	47,000	-4.57%
Total Village Administration	295,967	309,815	246,752	262,450	297,302	215,418	318,010	318,232	7.04%



**General Government
 Intergovernmental**

Account Name	2021 Actual	2022 Actual	2023 Actual	2024 Actual	2025 Budget	8/31/2025 YTD	2025 Projected	2026 Budget	Budget % Change
Contractual Services									
01-01-522-52233 Southern Ozaukee Fire Department	\$ -	\$ -	\$ 265,468	\$ 277,411	\$ 291,614	\$ 204,536	\$ 293,738	\$ 304,551	4.44%
01-01-551-52246 Weyenberg Library	110,740	110,740	110,740	111,351	113,676	85,257	113,676	113,700	0.02%
01-01-552-52235 Community SRO Program	12,660	12,660	12,660	12,660	14,000	14,950	\$ 14,950	15,500	10.71%
Total Contractual Services	123,400	123,400	388,868	401,422	419,290	304,743	422,364	433,751	3.45%
Total Intergovernmental	123,400	123,400	388,868	401,422	419,290	304,743	422,364	433,751	3.45%

**General Government
 Debt Service**

Account Name	2021 Actual	2022 Actual	2023 Actual	2024 Actual	2025 Budget	8/31/2025 YTD	2025 Projected	2026 Budget	Budget % Change
Indebtedness									
01-01-553-56620 Interest	13,728	13,434	13,434	-	-	-	\$ -	-	0.00%
Total Indebtedness	13,728	13,434	13,434	-	-	-	-	-	0.00%
Total Debt Service	13,728	13,434	13,434	-	-	-	-	-	0.00%

**General Government
 Unclassified**

Account Name	2021 Actual	2022 Actual	2023 Actual	2024 Actual	2025 Budget	8/31/2025 YTD	2025 Projected	2026 Budget	Budget % Change
Other									
01-01-554-57710 Contingency	\$ 8,469	\$ 411	\$ 467	\$ 1,219	\$ 100,000	\$ -	\$ -	\$ 100,000	0.00%
01-01-554-57715 Flex Benefit	2,872	2,949	2,753	3,197	2,600	1,967	2,900	3,000	15.38%
01-01-554-57730 Unemployment Comp.	-	-	-	-	725	-	-	-	-100.00%
01-01-554-57735 Thiensville Business Association	5,000	5,000	5,000	5,000	5,000	5,000	5,000	5,000	0.00%
01-01-554-57740 Family Services	2,500	2,500	2,500	2,000	2,000	2,000	2,000	1,000	-50.00%
01-01-554-57750 July 4th Activity	4,114	4,329	4,000	4,630	4,000	4,000	4,000	4,000	0.00%
01-01-554-57753 Screen on the Green	1,155	750	-	-	-	-	-	-	0.00%
01-01-554-57754 Historic Preservation	-	2,500	411	30	1,000	2,193	2,200	1,000	0.00%
01-01-554-57746 Personal Property Taxes	-	-	-	-	-	136	136	-	0.00%
Total Other	24,110	18,439	15,131	16,076	115,325	15,296	16,236	114,000	-1.15%
Total Unclassified	24,110	18,439	15,131	16,076	115,325	15,296	16,236	114,000	-1.15%
Total General Government	541,819	560,577	759,122	780,810	928,647	622,653	856,361	967,513	4.19%

**General Government
 Property & Liability Insurance**

Account Name	2021 Actual	2022 Actual	2023 Actual	2024 Actual	2025 Budget	8/31/2025 YTD	2025 Projected	2026 Budget	Budget % Change
Insurance									
01-02-512-52237 Worker's Compensation	\$ 30,008	\$ 30,257	\$ 36,847	\$ 31,597	\$ 40,668	\$ 26,126	\$ 31,796	\$ 26,482	-34.88%
01-02-512-52238 Gen Liability	1,528	1,528	-	-	-	38,226	37,761	38,570	0.00%
01-02-512-52242 Business Property	9,750	9,567	10,464	11,285	14,039	14,497	11,986	12,350	-12.03%
01-02-512-52243 All Other	48,085	47,447	39,000	39,370	39,900	1,020	1,928	1,470	-96.32%
Total Insurance	89,371	88,799	86,311	82,252	94,607	79,869	83,471	78,872	-16.63%
Total Property & Liability Insurance	89,371	88,799	86,311	82,252	94,607	79,869	83,471	78,872	-16.63%



**Protection Property & Persons
 Police Department**

	2021 Actual	2022 Actual	2023 Actual	2024 Actual	2025 Budget	8/31/2025 YTD	2025 Projected	2026 Budget	Budget % Change
Personal Services									
01-03-521-51100 Salaries & Wages	\$ 491,161	\$ 562,977	\$ 503,029	\$ 523,575	\$ 641,773	\$ 366,863	\$ 550,295	\$ 664,432	3.53%
01-03-521-51101 Overtime	17,999	9,468	20,900	39,768	20,000	18,757	28,136	22,000	10.00%
01-03-521-51104 Educational Incentive	1,000	1,000	-	1,000	1,000	1,000	1,000	1,000	0.00%
01-03-521-51105 Holiday Pay-Officers	15,648	15,015	13,801	13,961	16,840	312	16,840	18,399	9.26%
01-03-521-51109 DPW Equip. Maint. Salary	585	2,943	3,385	3,258	3,346	2,098	3,150	3,448	3.05%
01-03-521-51113 Police Chief Salary	90,378	92,348	97,000	100,849	103,500	65,675	103,500	109,000	5.31%
01-03-521-51115 Travel/Training/Seminars	1,522	233	(60)	781	1,000	1,121	1,200	1,250	25.00%
01-03-521-51117 Police Contracted Services	3,368	-	-	13,148	-	-	-	-	0.00%
01-03-521-51195 Annuitant Fringe	11,735	12,468	882	-	-	-	-	-	0.00%
01-03-521-51197 Police Chief Fringe	43,786	43,367	47,898	51,417	56,102	38,496	57,744	57,774	2.98%
01-03-521-51199 Fringe Benefits	286,842	318,814	298,362	302,975	394,703	224,950	337,425	437,394	10.82%
Total Personal Services	964,024	1,058,633	985,197	1,050,732	1,238,264	719,272	1,099,290	1,314,697	6.17%
Contractual Services									
01-03-521-52200 Printing & Publishing	\$ 184	\$ -	\$ 158	\$ 219	\$ 150	\$ -	\$ 150	\$ 150	0.00%
01-03-521-52201 Postage	29	41	37	28	500	-	100	300	-40.00%
01-03-521-52202 Dues & Subscriptions	365	225	529	619	600	419	600	600	0.00%
01-03-521-52213 Office Equip. & Maint.	64	30	-	-	100	-	100	100	0.00%
01-03-521-52215 Training-Police	4,652	4,037	4,565	5,407	6,000	1,583	4,000	5,500	-8.33%
01-03-521-52216 Animal Boarding	20	175	-	-	200	40	200	200	0.00%
01-03-521-52217 State Citation Request	-	-	-	-	-	-	-	-	0.00%
01-03-521-52218 Special Police	1,192	3,522	15	-	2,000	1,000	1,000	1,000	-50.00%
01-03-521-52219 Teletype	1,280	1,324	1,275	1,077	1,500	808	1,500	1,500	0.00%
01-03-521-52220 Radar/Siren Maintenance	-	-	-	-	200	-	200	200	0.00%
01-03-521-52221 Juvenile Program	1,308	1,479	562	2,837	1,500	1,048	1,500	1,500	0.00%
01-03-521-52222 Emergency Government	1,592	2,462	794	1,164	2,000	2,947	3,000	2,000	0.00%
01-03-521-52223 Radio Maintenance	890	214	-	-	500	-	500	500	0.00%
Total Contractual Services	11,576	13,509	7,935	11,351	15,250	7,845	12,850	13,550	-11.15%
Commodities									
01-03-521-53300 Office Supplies	\$ 502	\$ 815	\$ 1,001	\$ 683	\$ 1,000	\$ 295	\$ 1,000	\$ 1,000	0.00%
01-03-521-53303 Telephone	6,779	6,928	9,679	7,489	4,500	5,186	7,800	5,000	11.11%
01-03-521-53307 Supplies-Copy Machine	1,236	1,415	1,097	1,171	1,000	200	1,000	1,000	0.00%
01-03-521-53310 Fuel	11,971	19,319	17,336	14,625	16,000	7,602	12,000	15,000	-6.25%
01-03-521-53311 Recruitment	1,235	-	624	5,894	-	-	-	-	0.00%
01-03-521-53312 Uniform Allowances	4,724	3,062	4,363	6,085	5,600	610	5,600	5,600	0.00%
01-03-521-53313 Photo Supplies	190	-	186	-	200	-	200	200	0.00%
01-03-521-53314 Investigations	762	814	515	694	1,000	469	1,000	1,000	0.00%
01-03-521-53315 Tires	1,349	975	1,136	888	1,500	-	1,500	1,500	0.00%
01-03-521-53316 Repairs & Maintenance	1,965	3,121	1,118	1,172	2,500	668	2,500	2,500	0.00%
01-03-521-53317 Ammunition	-	1,877	2,480	3,228	3,200	-	3,200	3,200	0.00%
01-03-521-53350 Body Armor/Leather Gear	4,074	1,001	-	3,075	2,500	1,480	2,500	2,500	0.00%
01-03-521-53398 Other Supplies	2,346	1,518	1,711	1,270	1,500	1,254	1,500	1,500	0.00%
01-03-521-55318 Technology Supplies	-	-	-	334	1,000	641	1,000	1,000	0.00%
Total Commodities	37,133	40,845	41,246	46,608	41,500	18,405	40,800	41,000	-1.20%
Total Police Department	1,012,733	1,112,987	1,034,378	1,108,691	1,295,014	745,522	1,152,940	1,369,247	5.73%



**Protection Property & Persons
 Fire Department**

	2021 Actual	2022 Actual	2023 Actual	2024 Actual	2025 Budget	8/31/2025 YTD	2025 Projected	2026 Budget	Budget % Change
Personal Services									
01-03-522-51100 Salaries & Wages	\$ 90,752	\$ 104,177	\$ -	\$ -	\$ -	\$ -	\$ -	\$ -	0.00%
01-03-522-51109 DPW Equipment Maint.	2,995	2,989	2,902	(60)	-	-	-	-	0.00%
01-03-522-51110 Fire Chief Wages	19,654	-	-	-	-	-	-	-	0.00%
01-03-522-51115 Travel/Training/Seminars	675	-	-	-	-	-	-	-	0.00%
01-03-522-51198 Fire Chief Fringe	3,831	-	-	-	-	-	-	-	0.00%
01-03-522-51199 Fringe Benefits	12,700	18,352	2,029	-	-	-	-	-	0.00%
Total Personal Services	130,607	125,518	4,931	(60)	-	-	-	-	0.00%
Contractual Services									
01-03-522-52200 Printing & Publishing	\$ 129	\$ -	\$ -	\$ -	\$ -	\$ -	\$ -	\$ -	0.00%
01-03-522-52202 Dues & Subscriptions	4,366	3,406	-	-	-	-	-	-	0.00%
01-03-522-52223 Radio Maintenance	2,562	2,914	-	-	-	-	-	-	0.00%
01-03-522-52224 Extinguisher Services	1,756	2,939	-	-	-	-	-	-	0.00%
01-03-522-52225 Schooling	6,173	5,052	-	-	-	-	-	-	0.00%
01-03-522-52270 Maintenance Contract	7,444	4,547	5,291	-	-	-	-	-	0.00%
Total Contractual Services	22,430	18,858	5,291	6	-	-	-	-	0.00%
Commodities									
01-03-522-53303 Office Supplies	\$ 794	\$ 830	\$ -	\$ -	\$ -	\$ -	\$ -	\$ -	0.00%
01-03-522-53304 Telephone	4,765	5,070	3,473	530	-	1,067	1,067	-	0.00%
01-03-522-53307 Supplies-Copy Machine	518	832	44	-	-	-	-	-	0.00%
01-03-522-53310 Fuel	5,321	8,740	-	-	-	-	-	-	0.00%
01-03-522-53311 Recruitment	4,402	2,799	(229)	-	-	-	-	-	0.00%
01-03-522-53312 Uniform Allowances	9,008	5,335	-	-	-	-	-	-	0.00%
01-03-522-53319 Badges & Tags	255	-	-	-	-	-	-	-	0.00%
01-03-522-53320 Truck Maintenance	8,145	10,349	425	12,195	-	-	-	-	0.00%
01-03-522-53321 Training Supplies	137	270	-	-	-	-	-	-	0.00%
01-03-522-53322 Air & Oxygen	1,182	849	92	-	-	-	-	-	0.00%
01-03-522-53323 Protective Gear	5,250	5,464	-	-	-	-	-	-	0.00%
01-03-522-53324 Chemicals	431	901	-	-	-	-	-	-	0.00%
01-03-522-53325 Fire Prevention	1,814	383	-	-	-	-	-	-	0.00%
01-03-522-53327 Medical Supplies	30,286	21,311	11,803	-	-	-	-	-	0.00%
01-03-522-53352 Cleaning Supplies	-	913	-	-	-	-	-	-	0.00%
01-03-522-53353 Equipment Repairs	6,121	2,780	-	-	-	-	-	-	0.00%
01-03-522-53355 Health Maintenance	4,395	2,789	-	-	-	-	-	-	0.00%
01-03-522-53399 Miscellaneous	2,925	1,958	20	169	-	-	-	-	0.00%
Total Commodities	85,749	71,573	15,628	12,894	-	1,067	1,067	-	0.00%
Total Fire Department	238,786	215,949	25,850	12,840	-	1,067	1,067	-	0.00%

**Protection Property & Persons
 Inspection**

Account Name	2021 Actual	2022 Actual	2023 Actual	2024 Actual	2025 Budget	8/31/2025 YTD	2025 Projected	2026 Budget	Budget % Change
Contractual Services									
01-03-523-52272 Building Inspection	\$ 36,198	\$ 36,064	\$ 31,091	\$ 40,378	\$ 31,500	\$ 24,328	\$ 36,500	\$ 40,000	26.98%
01-03-523-52273 Plumbing Inspection	7,425	9,499	7,663	10,919	6,500	3,883	6,000	7,000	7.69%
01-03-523-52274 Electrical Inspection	9,436	7,293	9,346	10,229	7,500	6,007	9,000	9,000	20.00%
Total Contractual Services	53,059	52,856	48,100	61,526	45,500	34,218	51,500	56,000	23.08%
Total Inspections	53,059	52,856	48,100	61,526	45,500	34,218	51,500	56,000	23.08%
Total Protection Property & Persons	1,304,578	1,381,792	1,108,328	1,183,057	1,340,514	780,807	1,205,507	1,425,247	6.32%



Health & Sanitation
Public Works - Street

Account Name	2021 Actual	2022 Actual	2023 Actual	2024 Actual	2025 Budget	8/31/2025 YTD	2025 Projected	2026 Budget	Budget % Change
Personal Services									
01-04-541-51100 Salaries & Wages	\$ 252,785	\$ 264,746	\$ 259,141	\$ 275,177	\$ 295,260	\$ 178,712	\$ 268,068	\$ 296,113	0.29%
01-04-541-51101 Overtime	812	705	1,936	584	762	1,073	1,500	738	-3.15%
01-04-541-51102 Part-Time	5,704	4,545	10,843	5,241	7,125	15,971	7,125	6,375	-10.53%
01-04-541-51199 Fringe Benefits	122,733	147,729	145,819	156,004	173,484	123,339	185,000	176,660	1.83%
Total Personal Services	382,034	417,725	417,739	437,006	476,631	319,095	461,693	479,886	0.68%
Contractual Services									
01-04-541-52203 Training & Meetings	\$ 25	\$ 193	\$ -	\$ 265	\$ 500	\$ 134	\$ 500	\$ 500	0.00%
01-04-541-52223 Radio Maintenance	110	40	-	-	250	-	250	250	0.00%
01-04-541-52227 Street Maintenance	16,759	14,607	13,548	18,324	25,000	10,938	20,000	24,500	-2.00%
01-04-541-52228 Sanitary Landfill	49,040	49,891	53,121	53,412	50,000	31,064	50,000	50,000	0.00%
01-04-541-52266 Recycling	33,397	53,309	54,503	48,047	57,000	32,769	56,000	58,000	1.75%
Total Contractual Services	99,331	118,040	121,172	120,048	132,750	74,905	126,750	133,250	0.38%
Commodities									
01-04-541-53300 Office Supplies	\$ 52	\$ 163	\$ 681	\$ 74	\$ 300	\$ -	\$ 300	\$ 300	0.00%
01-04-541-53303 Telephone & Internet	2,170	2,301	3,868	3,933	3,900	2,705	4,000	3,900	0.00%
01-04-541-53304 Electricity	4,559	4,998	4,583	2,523	5,000	3,126	4,689	5,000	0.00%
01-04-541-53305 Heat	5,174	7,446	6,154	1,948	6,250	4,283	6,400	6,500	4.00%
01-04-541-53308 Building Supplies	2,278	3,005	2,077	3,865	3,000	2,018	3,000	3,000	0.00%
01-04-541-53309 Building Repairs	293	2,833	847	1,139	4,000	-	4,000	4,000	0.00%
01-04-541-53310 Fuel	16,774	27,285	22,905	22,878	19,000	11,869	18,000	19,000	0.00%
01-04-541-53311 Recruitment	-	872	-	-	-	-	-	-	0.00%
01-04-541-53323 Protective Gear/First Aid	1,118	1,120	288	97	300	-	300	300	0.00%
01-04-541-53329 Clothing	1,352	857	1,993	1,635	2,250	597	2,250	2,250	0.00%
01-04-541-53330 Repair Parts/Equipment	20,278	33,751	23,856	32,869	18,000	18,216	20,000	18,500	2.78%
01-04-541-53331 Repair Parts/Cushman	1,284	722	503	-	-	-	-	-	0.00%
01-04-541-53332 Nuts & Bolts	-	92	18	51	100	19	100	100	0.00%
01-04-541-53333 Tools	752	1,045	179	190	1,000	108	1,000	1,000	0.00%
01-04-541-53334 Street Signs	3,183	-	539	6,868	4,000	7,030	7,500	5,000	25.00%
01-04-541-53335 Street Lighting	26,556	26,535	28,614	34,910	25,000	18,177	27,000	26,000	4.00%
01-04-541-53337 Salt & Ice Control	33,731	19,388	65,068	2,225	29,000	23,149	29,000	30,000	3.45%
01-04-541-53338 Tree & Brush Control	466	451	1,399	424	1,200	125	1,200	1,200	0.00%
01-04-541-53357 Diggers Hotline	950	603	930	870	1,000	925	1,000	1,000	0.00%
01-04-541-55399 Miscellaneous	526	462	413	4,993	500	294	500	500	-100.00%
01-04-541-55318 Technology Supplies	-	-	-	311	1,300	6,120	9,000	2,500	92.31%
Total Commodities	121,496	133,929	164,915	121,803	125,100	98,761	139,239	130,050	3.96%
Total Public Works - Street	602,861	669,694	703,826	678,857	734,481	492,761	727,682	743,186	1.19%
Total Health & Sanitation	602,861	669,694	703,826	678,857	734,481	492,761	727,682	743,186	1.19%

Culture, Recreation and Education
Park

Account Name	2021 Actual	2022 Actual	2023 Actual	2024 Actual	2025 Budget	8/31/2025 YTD	2025 Projected	2026 Budget	Budget % Change
Personal Services									
01-04-542-51100 Salaries & Wages	\$ 68,375	\$ 50,379	\$ 55,976	\$ 54,257	\$ 74,124	\$ 46,703	\$ 70,000	\$ 74,701	0.78%
01-04-542-51101 Overtime	348	232	-	-	250	-	190	225	-10.00%
01-04-542-51102 Part-Time	3,071	1,948	-	9,796	7,875	-	8,000	8,625	9.52%
01-04-542-51199 Fringe Benefits	37,541	27,324	29,336	30,866	44,586	30,718	46,077	44,608	0.05%
Total Personal Services	109,335	79,883	85,312	94,919	126,835	77,421	124,267	128,159	1.04%
Contractual Services									
01-04-542-52230 Repairs & Maintenance	\$ 20,979	\$ 17,993	\$ 12,891	\$ 13,622	\$ 18,000	\$ 13,616	\$ 20,000	\$ 17,500	-2.78%
01-04-542-52285 WEPCO Lease	350	350	400	467	400	400	400	400	0.00%
Total Contractual Services	21,329	18,343	13,291	14,089	18,400	14,016	20,400	17,900	-2.72%
Commodities									
01-04-542-53304 Electricity	\$ 9,649	\$ 9,231	\$ 8,496	\$ 10,731	\$ 9,250	\$ 4,615	\$ 7,000	\$ 9,000	-2.70%
01-04-542-53305 Heat	1,576	1,879	2,532	1,162	2,000	1,608	2,500	2,500	25.00%
Water	-	-	-	-	-	-	-	5,000	100.00%
Total Commodities	11,225	11,110	11,028	11,893	11,250	6,223	9,500	16,500	46.67%
Total Park	141,889	109,336	109,631	120,901	156,485	97,660	154,167	162,559	3.88%



**Culture, Recreation and Education
 Old Village Hall**

Account Name	2021 Actual	2022 Actual	2023 Actual	2024 Actual	2025 Budget	8/31/2025 YTD	2025 Projected	2026 Budget	Budget % Change
Commodities									
01-05-551-53304 Electricity	\$ -	\$ -	\$ -	\$ 1,015	\$ 1,000	\$ 491	\$ 800	\$ 950	-5.00%
01-05-551-53305 Heat	-	-	-	787	1,000	555	800	950	-5.00%
01-05-551-53308 Building Supplies	-	-	-	44	250	72	100	100	-60.00%
Total Commodities	-	-	-	1,846	2,250	1,118	1,700	2,000	-11.11%
Total Old Village Hall	-	-	-	1,846	2,250	1,118	1,700	2,000	-11.11%
Total Culture, Recreation and Education	141,889	109,336	109,631	122,747	158,735	98,778	155,867	164,559	3.67%

Conservation & Development

Account Name	2021 Actual	2022 Actual	2023 Actual	2024 Actual	2025 Budget	8/31/2025 YTD	2025 Projected	2026 Budget	Budget % Change
Contractual Services									
01-05-551-3-304 Urban Development	\$ -	\$ -	\$ 250,000	\$ -	\$ -	\$ -	\$ -	\$ -	0.00%
Total Contractual Services	-	-	250,000	-	-	-	-	-	0.00%
Total Conservation & Development	-	-	250,000	-	-	-	-	-	0.00%

**General Fund Expenditures
 Unclassified**

Account Name	2021 Actual	2022 Actual	2023 Actual	2024 Actual	2025 Budget	8/31/2025 YTD	2025 Projected	2026 Budget	Budget % Change
Unclassified									
01-07-554-7-790 Transfers to Other Funds	\$ 9,584	\$ -	\$ -	\$ 236,731	\$ 329,930	\$ -	\$ 329,930	\$ 324,080	-1.77%
Total Unclassified	9,584	-	-	236,731	329,930	-	329,930	324,080	-1.77%
Total General Fund Expenditures	\$ 2,690,102	\$ 2,810,198	\$ 3,017,218	\$ 3,084,454	\$ 3,586,914	\$ 2,074,868	\$ 3,358,818	\$ 3,703,457	3.25%

Village of Thiensville
 2026 Budget
 Park Improvement Fund
 Summary of Revenues and Expenditures



Summary of Revenues

Source	2021 Actual	2022 Actual	2023 Actual	2024 Actual	2025 Budget	9/30/2025 YTD	2025 Projected	2026 Budget	Budget % Change
Non-Property Tax Revenue:									
Other Revenue	\$ 103,310	\$ 104,997	\$ 134,153	\$ 188,898	\$ 326,000	\$ 174,108	\$ 385,705	\$ 25,000	-92.33%
Other Financing Sources	-	-	-	-	376,500	-	-	-	100.00%
Total Revenue	\$ 103,310	\$ 104,997	\$ 134,153	\$ 188,898	\$ 702,500	\$ 174,108	\$ 385,705	\$ 25,000	-96.44%

Summary of Expenditures

Department	2021 Actual	2022 Actual	2023 Actual	2024 Actual	2025 Budget	9/30/2025 YTD	2025 Projected	2026 Budget	Budget % Change
Culture, Recreation and Education	\$ 48,380	\$ 48,858	\$ 109,716	\$ 65,026	\$ 70,000	\$ 51,239	\$ 51,558	\$ 8,000	-88.57%
Other Financing Uses	-	-	1,070	-	620,000	360,000	650,000	-	0.00%
Total Expenditures	\$ 48,380	\$ 48,858	\$ 110,786	\$ 65,026	\$ 690,000	\$ 411,239	\$ 701,558	\$ 8,000	-98.84%
Beginning Fund Balance	\$ 87,072	\$ 142,002	\$ 198,141	\$ 221,509			\$ 345,383	\$ 29,530	
Annual Income / (Loss)	54,930	56,139	23,367	123,872			(315,853)	17,000	
Ending Fund Balance	\$ 142,002	\$ 198,141	\$ 221,509	\$ 345,383			\$ 29,530	\$ 46,530	

DRAFT

Village of Thiensville
 2026 Budget
 Park Improvement Fund
 Detailed Revenues and Expenditures



Detailed Revenues

Account Name	2021 Actual	2022 Actual	2023 Actual	2024 Actual	2025 Budget	8/31/2025 YTD	2025 Projected	2026 Budget	Budget % Change
Other Revenue									
07-44-013-300 Interest Income	\$ 56	\$ 1,921	\$ 8,864	\$ 13,800	\$ 5,000	\$ 7,460	\$ 10,000	\$ 2,000	-60.00%
07-45-011-430 Donation Revenue	29,132	27,006	38,995	79,287	17,500	111,193	112,000	22,000	25.71%
07-45-011-540 Grants Received	3,405	-	-	-	208,000	-	208,000	-	100.00%
07-45-011-541 Gala Ticket Sales	13,216	11,650	12,700	23,125	20,000	8,279	8,279	-	-100.00%
07-45-011-542 Gala Sponsorships	17,500	22,750	23,000	14,500	20,000	23,750	23,750	-	-100.00%
07-45-011-543 Giving Tree Leaves	750	500	500	-	1,000	750	1,000	1,000	0.00%
07-45-011-544 Gala Proceeds	39,251	36,950	42,703	54,571	50,000	21,589	21,589	-	-100.00%
07-45-011-546 Dog Days Ticket Sales	-	320	1,861	810	2,000	849	849	-	-100.00%
07-45-011-547 Dog Days Sponsorships	-	3,900	4,401	2,805	1,000	-	-	-	-100.00%
07-45-011-548 Dog Days Proceeds	-	-	1,129	-	1,500	238	238	-	-100.00%
Total Other Revenue	103,310	104,997	134,153	188,898	326,000	174,108	385,705	25,000	-92.33%
Other Financing Sources:									
Fund Balance Applied	\$ -	\$ -	\$ -	\$ -	\$ 376,500	\$ -	\$ -	\$ -	0.00%
Total Other Financing Sources	-	-	-	-	376,500	-	-	-	0.00%
Total Park Improvement Fund Revenues	\$ 103,310	\$ 104,997	\$ 134,153	\$ 188,898	\$ 702,500	\$ 174,108	\$ 385,705	\$ 25,000	-96.44%

Detailed Expenditures

Account Name	2021 Actual	2022 Actual	2023 Actual	2024 Actual	2025 Budget	8/31/2025 YTD	2025 Projected	2026 Budget	Budget % Change
Culture, Recreation and Education									
07-07-542-2-200 Printing & Publishing	\$ -	\$ 360	\$ -	\$ -	\$ 500	\$ 80	\$ 80	\$ 500	0.00%
07-07-542-2-201 Postage	-	-	-	-	500	-	-	500	0.00%
07-07-542-2-207 Legal Counsel	-	-	-	-	500	-	-	500	0.00%
07-07-542-2-209 Engineering Services	-	-	-	-	2,500	-	-	3,000	20.00%
07-07-542-2-291 Advertising	-	2,495	2,708	2,495	2,500	2,395	2,395	2,500	0.00%
07-07-542-2-292 Park Gala	48,380	45,341	50,092	61,631	60,000	47,987	47,987	-	-100.00%
07-07-542-2-293 Dog Days of Winter	-	406	2,177	696	2,500	596	596	-	-100.00%
07-07-542-7-771 Giving Tree Leaves	-	134	1,602	-	500	-	-	500	0.00%
07-07-542-7-720 Miscellaneous	-	122	53,137	204	500	181	500	500	0.00%
Total Culture, Recreation and Education	48,380	48,858	109,716	65,026	70,000	51,239	51,558	8,000	-88.57%
Other Financing Uses									
07-07-542-7-714 Transfer to Other Funds	\$ -	\$ -	\$ 1,070	\$ -	\$ 620,000	\$ 360,000	\$ 650,000	\$ -	100.00%
Total Other Financing Uses	-	-	1,070	-	620,000	360,000	650,000	-	100.00%
Total Park Improvement Fund Expenditures	\$ 48,380	\$ 48,858	\$ 110,786	\$ 65,026	\$ 690,000	\$ 411,239	\$ 701,558	\$ 8,000	-98.84%

Village of Thiensville
 2026 Budget
 Capital Projects Fund
 Detailed Capital Requests



Department	Account Number	Account Name	Description	Requested	Recommended	Approved
Representation	14-16-510-4-400	Office Equipment		-	-	-
Total				-	-	-
Representation	14-16-510-4-499	Other	Municipal Center Roof (Phase 4) - Village Hall (Year 1 of 2)	35,000.00	-	-
Total				35,000.00	-	-
Total Representation				35,000.00	-	-

Department	Account Number	Account Name	Description	Requested	Recommended	Approved
Administration	14-16-511-4-400	Office Equipment	Main Entrance/Front Office Security & Reception Upgrades	100,000.00	-	-
			Board Room, Conference Room Chairs and Podium	6,500.00	3,250.00	-
			Front Office Copy Machine	8,000.00	-	-
Total				114,500.00	3,250.00	-
Administration	14-16-511-4-499	Other	Recodification of Zoning Code and Act 16 Updates	47,500.00	-	-
			Recodification of Municipal Code (1 of 2 years)	10,000.00	10,000.00	-
			Village Zoning Code Diagnostic	7,000.00	7,000.00	-
			Village-wide CPU Upgrades	10,000.00	7,500.00	-
			Document Digitization	10,000.00	-	-
Total				84,500.00	24,500.00	-
Total Administration				199,000.00	27,750.00	-

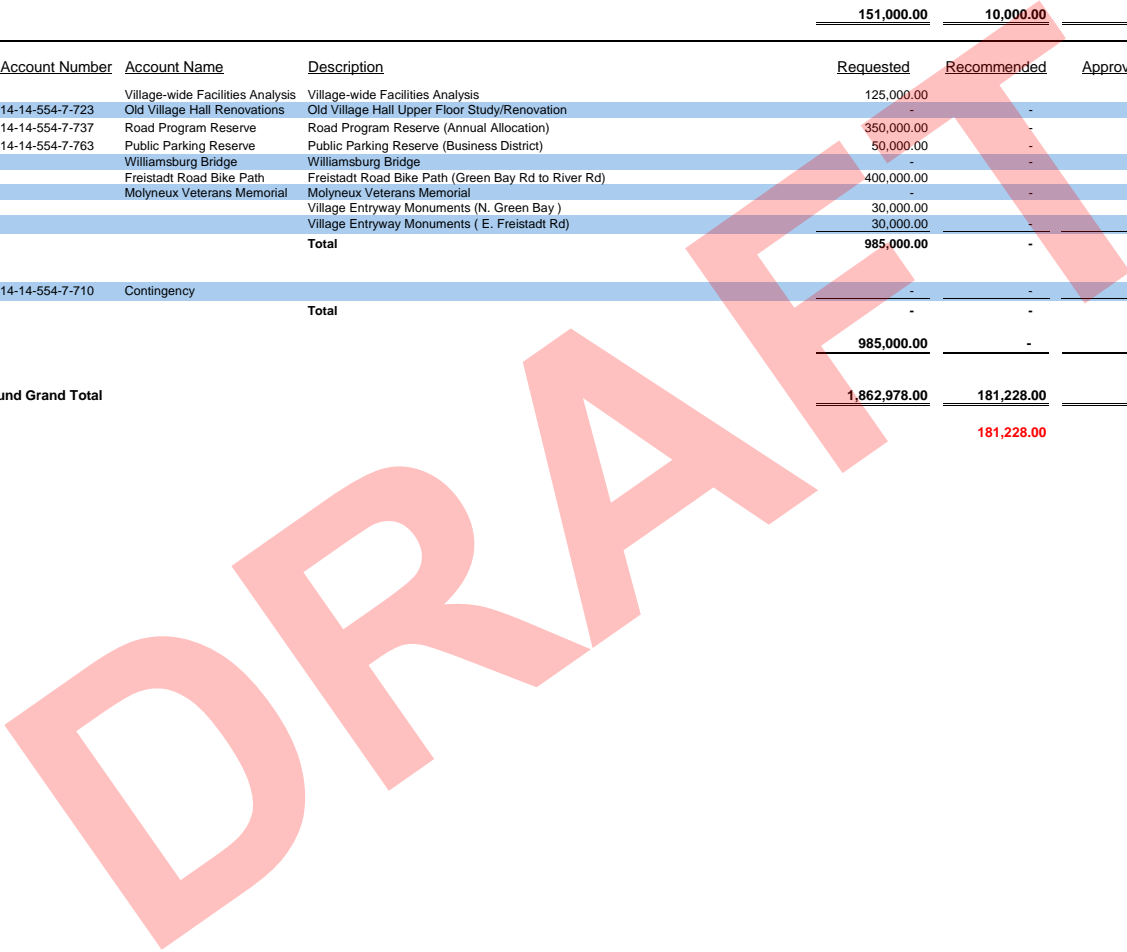
Department	Account Number	Account Name	Description	Requested	Recommended	Approved
Police	14-16-521-4-400	Office Equipment	Office Furniture (Lt. L-Shape Desk, Hutch & Table)	8,500.00	-	-
Total				8,500.00	-	-
Police	14-16-521-4-401	Vehicles	Squad Replacement (Year 1 of 3)	25,000.00	25,000.00	-
Total				25,000.00	25,000.00	-
Police	14-16-521-4-402	Equipment	(8) Tasers, (3) Squad Cameras, & (8) Body Cameras (2027 Contract Downpayment)	10,000.00	10,000.00	-
			(3) Squad and (7) Body Cameras (Year 5 of 5)	12,344.00	12,344.00	-
Total				22,344.00	22,344.00	-
Police	14-16-521-4-403	Radios		-	-	-
Total				-	-	-
Police	14-16-521-4-499	Other	Metal and Cloth Badges	-	-	-
			Service Weapons (10 Fire arm w/sights)	14,000.00	14,000.00	-
			Universal Weapons Rack	-	-	-
Total				14,000.00	14,000.00	-
Total Police				69,844.00	61,344.00	-

Department	Account Number	Account Name	Description	Requested	Recommended	Approved
Fire	14-16-522-4-499	Other	Southern Ozaukee Fire Department Capital Allocation	24,134.00	24,134.00	-
Total				24,134.00	24,134.00	-
Total Fire				24,134.00	24,134.00	-

Department	Account Number	Account Name	Description	Requested	Recommended	Approved
DPW	14-16-541-4-400	Office Equipment		-	-	-
Total				-	-	-
DPW	14-16-541-4-401	Vehicles	Vehicle Replacement Fund	25,000.00	25,000.00	-
			Large Plow Truck Replacement	250,000.00	-	-
Total				275,000.00	25,000.00	-
DPW	14-16-541-4-402	Equipment	Brine Maker and Tank	-	-	-
			Truck Water Tank	6,000.00	3,000.00	-
			Hot patcher	28,000.00	-	-
Total				34,000.00	3,000.00	-
DPW	14-16-541-4-403	Radios		-	-	-
Total				-	-	-
DPW	14-16-541-4-499	Other	Emerald Ash Borer Program	20,000.00	15,000.00	-
			Public Works Building Improvement	50,000.00	-	-
			Sidewalk Maintenance Program (Year 1 of 4)	20,000.00	15,000.00	-
			Storage Containers	-	-	-
Total				90,000.00	30,000.00	-
Total DPW				399,000.00	58,000.00	-



Department	Account Number	Account Name	Description	Requested	Recommended	Approved
Park	14-16-542-4-400	Office Equipment		-	-	-
		Total		-	-	-
Park	14-16-542-4-401	Vehicles				
			Park Utility Vehicle	35,000.00	10,000.00	-
		Total		35,000.00	10,000.00	-
Park	14-16-542-4-402	Equipment		-	-	-
		Total		-	-	-
Park	14-16-542-4-499	Other				
			Softball Diamond Lights	50,000.00	-	-
			Orchard & Spring Park (per POSP)	66,000.00	-	-
		Total		116,000.00	-	-
Total Park				151,000.00	10,000.00	-
Department	Account Number	Account Name	Description	Requested	Recommended	Approved
Unclassified		Village-wide Facilities Analysis	Village-wide Facilities Analysis	125,000.00	-	-
Unclassified	14-14-554-7-723	Old Village Hall Renovations	Old Village Hall Upper Floor Study/Renovation	-	-	-
Unclassified	14-14-554-7-737	Road Program Reserve	Road Program Reserve (Annual Allocation)	350,000.00	-	-
Unclassified	14-14-554-7-763	Public Parking Reserve	Public Parking Reserve (Business District)	50,000.00	-	-
Unclassified		Williamsburg Bridge	Williamsburg Bridge	-	-	-
Unclassified		Freistadt Road Bike Path	Freistadt Road Bike Path (Green Bay Rd to River Rd)	400,000.00	-	-
Unclassified		Molyneux Veterans Memorial	Molyneux Veterans Memorial	-	-	-
			Village Entryway Monuments (N. Green Bay)	30,000.00	-	-
			Village Entryway Monuments (E. Freistadt Rd)	30,000.00	-	-
		Total		985,000.00	-	-
Unclassified	14-14-554-7-710	Contingency		-	-	-
		Total		-	-	-
Total Unclassified				985,000.00	-	-
Capital Projects Fund Grand Total				1,862,978.00	181,228.00	-
Total Allowed					181,228.00	



Village of Thiensville
 2026 Budget
 Capital Projects Fund
 Summary of Revenues and Expenditures



Summary of Revenues

Source	2021 Actual	2022 Actual	2023 Actual	2024 Actual	2025 Budget	8/31/2025 YTD	2025 Projected	2026 Budget	Budget % Change
Property Tax (Levy) Revenue:									
Capital Equipment	\$ 400,000	\$ 400,000	\$ 357,000	\$ 250,000	\$ 120,000	\$ 120,000	\$ 120,000	\$ 120,000	0.00%
Total Property Tax Revenue	400,000	400,000	357,000	250,000	120,000	120,000	120,000	120,000	0.00%
Non-Property Tax Revenue:									
Intergovernmental Revenue	67,399	-	592,777	-	-	600	600	5,000	0.00%
Other Financing Sources	120,217	80,980	63,451	463,045	1,613,749	438,945	1,392,045	1,556,228	-3.56%
Total Non-Property Tax Revenue:	187,616	80,980	656,228	463,045	1,613,749	439,545	1,392,645	1,561,228	-3.25%
Total Revenue	\$ 587,616	\$ 480,980	\$ 1,013,228	\$ 713,045	\$ 1,733,749	\$ 559,545	\$ 1,512,645	\$ 1,681,228	-3.03%

Summary of Expenditures

Department	2021 Actual	2022 Actual	2023 Actual	2024 Actual	2025 Budget	8/31/2025 YTD	2025 Projected	2026 Budget	Budget % Change
Village Hall - Representation	\$ -	\$ -	\$ 71,335	\$ 71,325	\$ -	\$ -	\$ -	\$ -	0.00%
Village Hall - Administration	21,299	90	29,195	109	3,300	18,268	18,708	27,750	740.91%
Police Department	22,141	31,372	69,868	97,357	40,704	9,258	15,704	61,344	50.71%
Fire Department	35,711	98,285	20,579	137,085	20,285	20,285	20,285	24,134	18.97%
Public Works	17,732	260,834	311,625	109,452	45,000	68,935	80,468	58,000	28.89%
Park	29,129	50,979	12,314	2,853	416,000	380,960	416,000	10,000	-97.60%
Unclassified	254,441	39,210	433,911	292,507	1,208,460	577,494	1,077,418	-	-100.00%
Other Financing Uses	-	-	537,058	-	-	-	-	-	0.00%
Total Capital Equipment Expenditures	\$ 380,453	\$ 480,770	\$ 1,485,885	\$ 710,688	\$ 1,733,749	\$ 1,075,200	\$ 1,628,583	\$ 181,228	-89.55%
Beginning Fund Balance	\$ 519,527	\$ 726,690	\$ 726,900	\$ 254,243			\$ 256,601	\$ 140,663	
Annual Income / (Loss)	207,163	210	(472,657)	2,357			(115,938)	1,500,000	
Ending Fund Balance	\$ 726,690	\$ 726,900	\$ 254,243	\$ 256,601			\$ 140,663	\$ 1,640,663	
Ending Fund Balance	\$ 726,690	\$ 726,900	\$ 254,243	\$ 256,601			\$ -	\$ -	
Nonspendable	-	-	-	-			-	-	
Restricted	-	-	-	-			-	-	
Committed	-	-	-	-			-	-	
Assigned	726,690	726,900	254,243	256,601			-	-	
Unassigned	-	-	-	-			-	-	

Village of Thiensville
 2026 Budget
 Capital Projects Fund
 Detailed Revenues



Account Name	2021 Actual	2022 Actual	2023 Actual	2024 Actual	2025 Budget	8/31/2025 YTD	2025 Projected	2026 Budget	Budget % Change
Taxes:									
14-13-019-100 General Property Taxes	\$ 400,000	\$ 400,000	\$ 357,000	\$ 250,000	\$ 120,000	\$ 120,000	\$ 120,000	\$ 120,000	0.00%
Total Taxes	400,000	400,000	357,000	250,000	120,000	120,000	120,000	120,000	0.00%
Intergovernmental Revenue:									
14-13-019-126 Capital related grants	67,399	-	6,452	-	-	600	600	5,000	0.00%
14-13-019-531 Other Services to Other Local Governments	-	-	586,325	-	-	-	-	-	0.00%
Total Intergovernmental Revenue	67,399	-	592,777	-	-	600	600	5,000	0.00%
Other Financing Sources:									
14-13-019-280 Miscellaneous	-	21,351	-	-	-	-	-	-	0.00%
14-13-012-597 Special Assessment Collections	47,762	51,293	38,706	44,488	28,030	36,688	36,688	27,038	-3.54%
14-13-013-300 Investment Interest	7,824	8,336	18,624	13,449	6,682	6,057	7,500	29,190	336.85%
14-13-019-430 Other Revenue	13,359	-	-	-	-	-	13,267	-	0.00%
Fund Balance Applied	-	-	-	-	272,270	-	-	-	0.00%
14-13-019-568 Transfer from TIF	-	-	-	-	-	-	-	-	0.00%
14-13-554-590 Transfer from other funds	51,272	-	1,070	405,108	1,306,767	360,000	1,298,390	-	100.00%
14-30-553-490 Bond Proceeds	-	-	-	-	-	-	-	1,500,000	0.00%
14-44-014-320 Sale Village Property	-	-	-	-	-	-	-	-	0.00%
14-44-014-330 Sale Village Equipment	-	-	5,051	-	-	36,200	36,200	-	0.00%
Total Other Financing Sources	120,217	80,980	63,451	463,045	1,613,749	438,945	1,392,045	1,556,228	-3.56%
Total Capital Fund Revenue	\$ 587,616	\$ 480,980	\$ 1,013,228	\$ 713,045	\$ 1,733,749	\$ 559,545	\$ 1,512,645	\$ 1,681,228	-3.03%

DRAFT

Village of Thiensville
 2026 Budget
 Capital Projects Fund
 Detailed Expenditures



Account Name	2021 Actual	2022 Actual	2023 Actual	2024 Actual	2025 Budget	8/31/2025 YTD	2025 Projected	2026 Budget	Budget % Change
Village Hall - Representation									
14-16-510-4-400 Office Equipment	\$ -	\$ -	\$ -	\$ -	\$ -	\$ -	\$ -	\$ -	0.00%
14-16-510-4-499 Other	-	-	71,335	71,325	-	-	-	-	0.00%
Total Representation - Capital	-	-	71,335	71,325	-	-	-	-	0.00%
Village Hall - Administration									
14-16-511-4-400 Office Equipment	\$ -	\$ -	\$ 17,915	\$ -	\$ -	\$ -	\$ -	\$ 3,250	0.00%
14-16-511-4-499 Other	21,299	90	11,280	109	3,300	18,268	18,708	24,500	642.42%
Total Administration - Capital	21,299	90	29,195	109	3,300	18,268	18,708	27,750	740.91%
Police Department									
14-16-521-4-400 Office Equipment	\$ -	\$ 8,893	\$ 1,162	\$ 15,381	\$ -	\$ -	\$ -	\$ -	0.00%
14-16-521-4-401 Vehicles	-	-	55,878	63,186	25,000	-	-	25,000	0.00%
14-16-521-4-402 Equipment	20,375	16,003	12,828	18,790	15,704	9,258	15,704	22,344	42.28%
14-16-521-4-403 Radios	-	6,011	-	-	-	-	-	-	0.00%
14-16-521-4-499 Other	1,766	465	-	-	-	-	-	14,000	100.00%
Total Police Department - Capital	22,141	31,372	69,868	97,357	40,704	9,258	15,704	61,344	50.71%
Fire Department									
14-16-522-4-400 Office Equipment	\$ -	\$ 5,853	\$ -	\$ -	\$ -	\$ -	\$ -	\$ -	0.00%
14-16-522-4-401 Vehicles	23,336	-	1,041	-	-	-	-	-	0.00%
14-16-522-4-402 Equipment	9,584	52,956	-	-	-	-	-	-	0.00%
14-16-522-4-403 Radios	2,791	3,984	-	-	-	-	-	-	0.00%
14-16-522-4-499 Other	-	35,492	19,538	137,085	20,285	20,285	20,285	24,134	18.97%
Total Fire Department - Capital	35,711	98,285	20,579	137,085	20,285	20,285	20,285	24,134	18.97%
Public Works - Street Department									
14-16-541-4-400 Office Equipment	\$ -	\$ -	\$ -	\$ -	\$ -	\$ -	\$ -	\$ -	0.00%
14-16-541-4-401 Vehicles	-	154,269	278,921	74,273	25,000	60,468	60,468	25,000	0.00%
14-16-541-4-402 Equipment	-	-	-	-	-	-	-	3,000	0.00%
14-16-541-4-403 Radios	-	-	-	-	-	-	-	-	0.00%
14-16-541-4-499 Other	17,732	-	21,630	21,194	20,000	8,467	20,000	30,000	50.00%
14-16-541-4-499 Other-Sidewalks	-	106,565	11,074	13,985	-	-	-	-	0.00%
Total Public Works - Street Department - Capital	17,732	260,834	311,625	109,452	45,000	68,935	80,468	58,000	28.89%
Park									
14-16-542-4-401 Vehicles	\$ -	\$ -	\$ -	\$ -	\$ -	\$ -	\$ -	\$ 10,000	0.00%
14-16-542-4-402 Equipment	8,073	-	-	-	-	-	-	-	0.00%
14-16-542-4-499 Other	21,056	50,979	12,314	2,853	416,000	380,960	416,000	-	-100.00%
Total Park - Capital	29,129	50,979	12,314	2,853	416,000	380,960	416,000	10,000	-97.60%

Village of Thiensville
 2026 Budget
 Capital Projects Fund
 Detailed Expenditures



Account Name	2021 Actual	2022 Actual	2023 Actual	2024 Actual	2025 Budget	8/31/2025 YTD	2025 Projected	2026 Budget	Budget % Change
Unclassified									
14-14-554-7-702 Fire/Paramedic Study	1,175	-	-	-	-	-	-	-	0.00%
14-14-554-7-705 DPW Yard Remediation	-	18,698	18,079	-	45,000	-	44,292	-	100.00%
14-14-554-7-707 Village Park Improvement Plan	1,185	-	4,117	11,372	350,000	404,030	410,000	-	100.00%
14-14-554-7-710 Contingency	-	-	-	-	1,693	-	-	-	-100.00%
14-14-554-7-737 Road Program Reserve	(5,543)	1,018	390,644	80,924	-	97	97	-	0.00%
14-14-554-7-744 Profile Main Street	14,078	-	-	-	-	-	-	-	0.00%
14-14-554-7-745 Buntrock Water Main Loop	8,120	-	-	-	-	-	-	-	0.00%
14-14-554-7-746 Development Incentive	229,277	15,000	15,923	5,000	-	-	-	-	0.00%
14-14-554-7-763 Public Parking Reserve	2,076	4,494	300	12,575	125,000	128,158	128,158	-	100.00%
14-14-554-57722 Pigeon Creek Restoration - Phase 2	-	-	-	150,116	686,767	45,209	494,871	-	-100.00%
14-14-554-7-727 Williamsburg Bridge	-	-	4,848	32,520	-	-	-	-	0.00%
Total Unclassified - Capital	254,441	39,210	433,911	292,507	1,208,460	577,494	1,077,418	-	-100.00%

Account Name	2021 Actual	2022 Actual	2023 Actual	2024 Actual	2025 Actual	8/31/2025 YTD	2025 Projected	2026 Budget	Budget % Change
Other Financing Uses									
Principal	\$ -	\$ -	\$ 530,000	\$ -	\$ -	\$ -	\$ -	\$ -	0.00%
14-14-554-7-790 Transfer to Other Funds	-	-	7,058	-	-	-	-	-	0.00%
Total Other Financing Uses	-	-	537,058	-	-	-	-	-	0.00%
Total Capital Fund Expenditures	\$ 380,453	\$ 480,770	\$ 1,485,885	\$ 710,688	\$ 1,733,749	\$ 1,075,200	\$ 1,628,583	\$ 181,228	-89.55%

DRAFT

Village of Thiensville
 2026 Budget
 Stormwater Management Fund
 Summary of Revenues and Expenditures

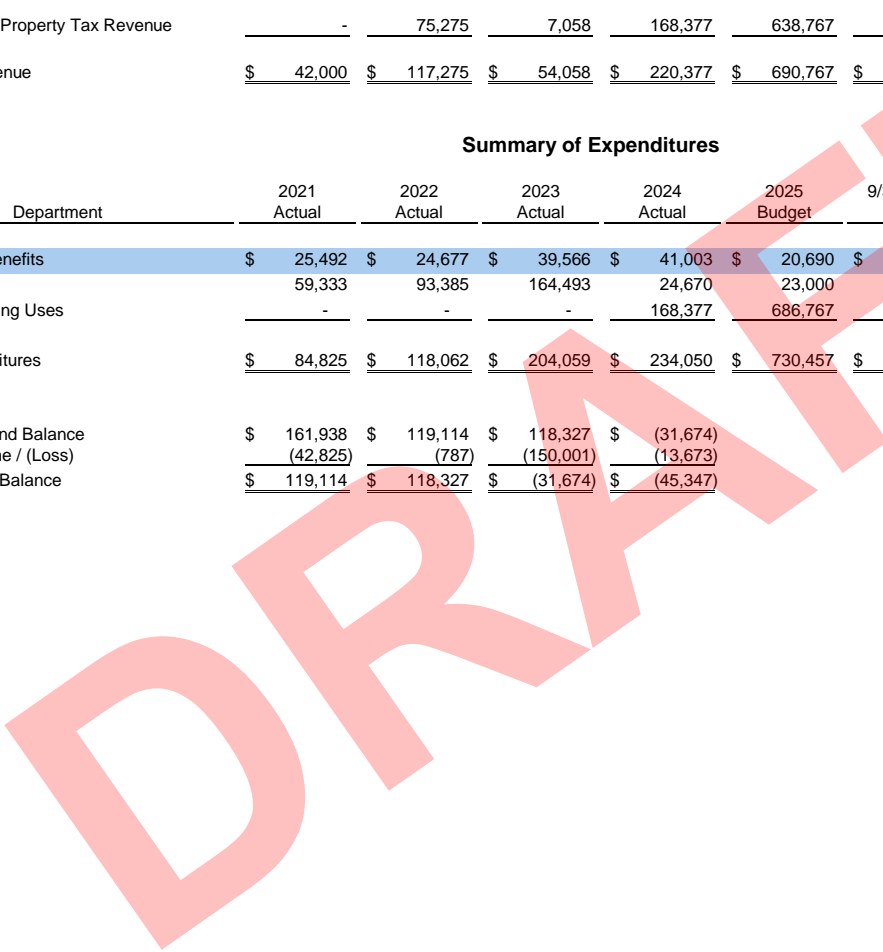


Summary of Revenues

Source	2021 Actual	2022 Actual	2023 Actual	2024 Actual	2025 Budget	9/30/2025 YTD	2025 Projected	2026 Budget	Budget % Change
Property Tax (Levy) Revenue:									
Property Tax Revenue	\$ 42,000	\$ 42,000	\$ 47,000	\$ 52,000	\$ 52,000	\$ 52,000	\$ 52,000	\$ 52,000	0.00%
Total Property Tax Revenue	42,000	42,000	47,000	52,000	52,000	52,000	52,000	52,000	0.00%
Non-Property Tax Revenue:									
Other Financing Sources	\$ -	\$ 75,275	\$ 7,058	\$ 168,377	\$ 638,767	\$ 6,250	\$ 645,000	\$ -	100.00%
Total Non-Property Tax Revenue	-	75,275	7,058	168,377	638,767	6,250	645,000	-	100.00%
Total Revenue	\$ 42,000	\$ 117,275	\$ 54,058	\$ 220,377	\$ 690,767	\$ 58,250	\$ 697,000	\$ 52,000	-92.47%

Summary of Expenditures

Department	2021 Actual	2022 Actual	2023 Actual	2024 Actual	2025 Budget	9/30/2025 YTD	2025 Projected	2026 Budget	Budget % Change
Salaries & Benefits	\$ 25,492	\$ 24,677	\$ 39,566	\$ 41,003	\$ 20,690	\$ 13,285	\$ 20,010	\$ 19,249	-6.96%
Public Works	59,333	93,385	164,493	24,670	23,000	12,221	21,138	31,300	36.09%
Other Financing Uses	-	-	-	168,377	686,767	-	610,000	-	100.00%
Total Expenditures	\$ 84,825	\$ 118,062	\$ 204,059	\$ 234,050	\$ 730,457	\$ 25,506	\$ 651,148	\$ 50,549	-93.08%
Beginning Fund Balance	\$ 161,938	\$ 119,114	\$ 118,327	\$ (31,674)			\$ (45,347)	\$ 505	
Annual Income / (Loss)	(42,825)	(787)	(150,001)	(13,673)			45,852	1,451	
Ending Fund Balance	\$ 119,114	\$ 118,327	\$ (31,674)	\$ (45,347)			\$ 505	\$ 1,956	



Village of Thiensville
 2026 Budget
 Stormwater Management Fund
 Detailed Revenues and Expenditures



Detailed Revenues

Account Name	2021 Actual	2022 Actual	2023 Actual	2024 Actual	2025 Budget	8/31/2025 YTD	2025 Projected	2026 Budget	Budget % Change
Taxes									
19-18-023-100 Tax Levy-General Operations	\$ 42,000	\$ 42,000	\$ 47,000	\$ 52,000	\$ 52,000	\$ 52,000	\$ 52,000	\$ 52,000	0.00%
Total Taxes	42,000	42,000	47,000	52,000	52,000	52,000	52,000	52,000	0.00%
Other Financing Sources									
19-18-003-126 Grants and Aids	\$ -	\$ 75,275	\$ -	\$ 168,377	\$ 638,767	\$ 6,250	\$ 645,000	\$ -	0.00%
19-18-023-571 Transfer from Other Funds	-	-	7,058	-	-	-	-	-	0.00%
Total Other Financing Sources	-	75,275	7,058	168,377	638,767	6,250	645,000	-	0.00%
Total Stormwater Management Fund Revenues	\$ 42,000	\$ 117,275	\$ 54,058	\$ 220,377	\$ 690,767	\$ 58,250	\$ 697,000	\$ 52,000	-92.47%

Detailed Expenditures

Account Name	2021 Actual	2022 Actual	2023 Actual	2024 Actual	2025 Budget	8/31/2025 YTD	2025 Projected	2026 Budget	Budget % Change
Salaries & Benefits									
19-18-541-1-100 Salaries & Wages	\$ 16,524	\$ 16,151	\$ 26,041	\$ 26,861	\$ 13,758	\$ 8,330	\$ 13,000	\$ 13,007	-5.46%
19-18-541-1-101 Overtime	56	54	-	-	12	-	10	7	-41.67%
19-18-541-1-199 Fringe Benefits	8,912	8,472	13,525	14,142	6,920	4,955	7,000	6,235	-9.90%
Total Salaries & Benefits	25,492	24,677	39,566	41,003	20,690	13,285	20,010	19,249	-6.96%
Public Works									
19-18-541-2-209 Engineering Services	\$ 706	\$ 10,875	\$ 23,169	\$ 12,679	\$ 15,000	\$ 8,560	\$ 15,000	\$ 15,000	0.00%
19-18-541-2-229 Storm Water Cleaning	-	-	-	-	-	-	-	-	0.00%
19-18-541-2-237 Workers Compensation	326	329	400	495	500	-	318	300	-40.00%
19-18-541-2-243 All Other Insurance	598	647	526	725	500	-	489	500	0.00%
19-18-541-2-252 NR216 Permit	500	500	500	513	500	500	500	500	0.00%
19-18-541-2-255 Pigeon Creek Maintenance	-	-	-	472	5,000	-	500	5,000	0.00%
19-18-541-2-257 Maintenance & Repairs	6,310	1,658	1,607	224	1,500	330	1,500	5,000	233.33%
19-18-541-2-776 Stormwater Planning	50,893	79,376	138,291	9,562	-	2,831	2,831	5,000	0.00%
Total Public Works	59,333	93,385	164,493	24,670	23,000	12,221	21,138	31,300	36.09%
Other Financing Uses									
07-07-542-7-714 Transfer to Other Funds	\$ -	\$ -	\$ -	\$ 168,377	\$ 686,767	\$ -	\$ 610,000	\$ -	0.00%
Total Other Financing Uses	-	-	-	168,377	686,767	-	610,000	-	0.00%
Total Stormwater Management Fund Expenditures	\$ 84,825	\$ 118,062	\$ 204,059	\$ 234,050	\$ 730,457	\$ 25,506	\$ 651,148	\$ 50,549	-93.08%

Village of Thiensville
 2026 Budget
 Tax Increment District No. 2
 Summary of Revenues and Expenditures



Summary of Revenues

Source	2021 Actual	2022 Actual	2023 Actual	2024 Actual	2025 Budget	9/30/2025 YTD	2025 Projected	2026 Budget	Budget % Change
Property Tax (Levy) Revenue:									
Tax Increment	\$ -	\$ -	\$ 7,414	\$ 104	\$ -	\$ -	\$ -	\$ -	0.00%
Total Property Tax Revenue	-	-	7,414	104	-	-	-	-	0.00%
Non-Property Tax Revenue:									
Commercial Revenues	\$ -	\$ 5,139	\$ 17,632	\$ 18,355	\$ 12,000	\$ 1,878	\$ 1,878	\$ -	-100.00%
Other Financing Sources	1,255,000	4,390,000	-	-	329,930	-	329,930	324,080	100.00%
Miscellaneous Revenues	-	-	15,722	15,010	-	-	-	-	0.00%
Total Non-Property Tax Revenue	1,255,000	4,395,139	33,354	33,365	341,930	1,878	331,808	324,080	-5.22%
Total Revenue	\$ 1,255,000	\$ 4,395,139	\$ 40,768	\$ 33,469	\$ 341,930	\$ 1,878	\$ 331,808	\$ 324,080	-5.22%

Summary of Expenditures

Department	2021 Actual	2022 Actual	2023 Actual	2024 Actual	2025 Budget	9/30/2025 YTD	2025 Projected	2026 Budget	Budget % Change
Capital Outlay	\$ 797,970	\$ 1,174,193	\$ 1,493,953	\$ 706,654	\$ 69,461	\$ 61,002	\$ 85,506	\$ 84,359	21.45%
Total Capital Outlay	797,970	1,174,193	1,493,953	706,654	69,461	61,002	85,506	84,359	21.45%
Debt Service	\$ 27,989	\$ 1,676,363	\$ 203,170	\$ 135,330	\$ 330,780	\$ 67,865	\$ 330,780	\$ 324,930	-1.77%
Total Debt Service	27,989	1,676,363	203,170	135,330	330,780	67,865	330,780	324,930	-1.77%
Other Financing Uses	\$ -	\$ -	\$ -	\$ -	\$ -	\$ -	\$ -	\$ -	0.00%
Total Other Financing Uses	-	-	-	-	-	-	-	-	0.00%
Total Expenditures	\$ 825,959	\$ 2,850,556	\$ 1,697,123	\$ 841,984	\$ 400,241	\$ 128,867	\$ 416,286	\$ 409,289	2.26%
Beginning Fund Balance	\$ (2,717)	\$ 426,324	\$ 1,970,907	\$ 314,552			\$ (493,963)	\$ (578,441)	
Annual Income / (Loss)	429,041	1,544,583	(1,656,355)	(808,515)			(84,478)	(85,209)	
Ending Fund Balance	\$ 426,324	\$ 1,970,907	\$ 314,552	\$ (493,963)			\$ (578,441)	\$ (663,650)	

Village of Thiensville
 2026 Budget
 Tax Increment District No. 2
 Detailed Revenues and Expenditures



Detailed Revenues

Account Name	2021 Actual	2022 Actual	2023 Actual	2024 Actual	2025 Budget	8/31/2025 YTD	2025 Projected	2026 Budget	Budget % Change
Taxes									
42-40-001-100 Tax Increment	\$ -	\$ -	\$ 7,414	\$ 104	\$ -	\$ -	\$ -	\$ -	0.00%
Total Taxes	-	-	7,414	104	-	-	-	-	0.00%
Commercial Revenues									
Interest Income									
42-44-013-300 Investment Interest	-	5,139	17,632	18,355	12,000	1,878	1,878	-	-100.00%
Total Interest Income	-	5,139	17,632	18,355	12,000	1,878	1,878	-	-100.00%
Other Financing Sources									
42-45-015-565 Transfer from General Fund	\$ -	\$ -	\$ -	\$ -	\$ 329,930	\$ -	\$ 329,930	\$ 324,080	100.00%
42-30-553-490 Debt Proceeds	1,255,000	4,390,000	-	-	-	-	-	-	0.00%
Total Other Financing Sources	1,255,000	4,390,000	-	-	329,930	-	329,930	324,080	100.00%
42-45-015-280 Miscellaneous Revenue	-	-	15,722	15,010	-	-	-	-	0.00%
Total Miscellaneous Revenue	-	-	15,722	15,010	-	-	-	-	0.00%
Total Tax Increment District No. 2 Revenues	\$ 1,255,000	\$ 4,395,139	\$ 40,768	\$ 33,469	\$ 341,930	\$ 1,878	\$ 331,808	\$ 324,080	-5.22%

Detailed Expenditures

Account Name	2021 Actual	2022 Actual	2023 Actual	2024 Actual	2025 Budget	8/31/2025 YTD	2025 Projected	2026 Budget	Budget % Change
Capital Outlay									
42-10-042-1-100 Salaries & Wages	\$ -	\$ -	\$ 49,387	\$ 47,677	\$ 32,550	\$ 20,580	\$ 30,870	\$ 34,275	5.30%
42-10-042-1-199 Fringe Benefits	-	-	19,278	20,082	14,911	10,486	14,911	15,434	3.51%
42-10-042-4-200 Printing and Publishing	-	875	-	-	350	-	-	-	100.00%
42-10-042-4-205 Planner	-	-	-	25,067	10,000	21,964	30,000	20,000	100.00%
42-10-042-4-206 Audit	3,000	-	5,500	5,500	5,500	5,500	5,500	6,000	9.09%
42-10-042-4-206 Legal	5,342	4,501	1,008	2,196	1,000	293	1,000	2,000	100.00%
42-10-042-4-209 Engineering	51,429	7,137	426	6,946	-	1,179	1,800	1,500	100.00%
42-10-042-4-245 Administrative Expenditures	16,051	150	150	150	150	150	150	150	0.00%
42-10-042-4-290 Consultants	10,000	5,750	22,044	7,623	5,000	850	1,275	5,000	0.00%
42-10-042-4-801 Land Acquisition	712,148	942,030	23,500	583,017	-	-	-	-	0.00%
42-10-042-4-802 Remediation and Site Development	-	112,410	22,498	30,090	-	-	-	-	0.00%
42-10-042-4-803 TIF #2 Watermains	-	101,340	1,350,162	(21,694)	-	-	-	-	0.00%
Total Capital Outlay	797,970	1,174,193	1,493,953	706,654	69,461	61,002	85,506	84,359	21.45%
Debt Service									
42-10-042-6-610 Principal	\$ -	\$ 1,630,000	\$ -	\$ -	\$ 195,000	\$ -	\$ 195,000	\$ 195,000	100.00%
42-10-042-6-620 Interest	9,714	5,173	202,770	134,930	134,930	67,465	134,930	129,080	-4.34%
42-10-042-6-625 Bond Fees	-	20	400	400	850	400	850	850	0.00%
42-10-042-6-630 Discount/(Premium) on Bonds	6,275	(26,582)	-	-	-	-	-	-	0.00%
42-10-042-6-635 Debt Issuance Costs	12,000	67,752	-	-	-	-	-	-	0.00%
Total Debt Service	27,989	1,676,363	203,170	135,330	330,780	67,865	330,780	324,930	-1.77%
Other Financing Uses									
14-14-554-7-790 Transfer to Other Funds	\$ -	\$ -	\$ -	\$ -	\$ -	\$ -	\$ -	\$ -	0.00%
Total Other Financing Uses	-	-	-	-	-	-	-	-	0.00%
Total Tax Increment District No. 2 Expenditures	\$ 825,959	\$ 2,850,556	\$ 1,697,123	\$ 841,984	\$ 400,241	\$ 128,867	\$ 416,286	\$ 409,289	2.26%

Village of Thiensville
 2026 Budget
 Sewer Utility Fund
 Summary of Revenues and Expenditures

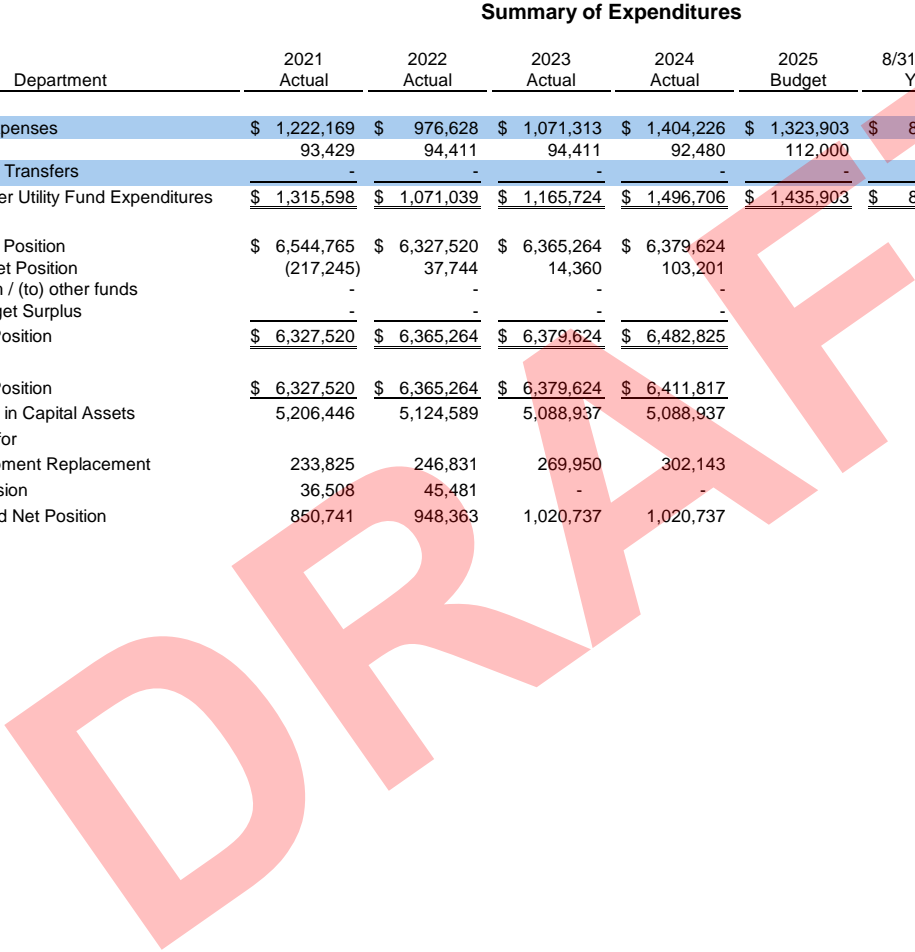


Summary of Revenues

Source	2021 Actual	2022 Actual	2023 Actual	2024 Actual	2025 Budget	8/31/2025 YTD	2025 Projected	2026 Budget	Budget % Change
Non-Property Tax Revenue:									
Operating Revenue	\$ 1,094,636	\$ 1,099,133	\$ 1,114,477	\$ 1,126,552	\$ 1,185,903	\$ 570,790	\$ 1,145,100	\$ 1,202,503	1.40%
Intergovernmental Revenue	-	-	30,433	426,933	-	145,613	145,613	-	0.00%
Commercial Revenues	3,717	9,650	35,174	46,422	25,000	30,073	40,000	25,000	0.00%
Other Financing Sources	-	-	-	-	225,000	-	-	200,000	-11.11%
Total Non-Property Tax Revenue:	\$ 1,098,353	\$ 1,108,783	\$ 1,180,084	\$ 1,599,907	\$ 1,435,903	\$ 746,476	\$ 1,330,713	\$ 1,427,503	-0.58%
Total Revenue	\$ 1,098,353	\$ 1,108,783	\$ 1,180,084	\$ 1,599,907	\$ 1,435,903	\$ 746,476	\$ 1,330,713	\$ 1,427,503	-0.58%

Summary of Expenditures

Department	2021 Actual	2022 Actual	2023 Actual	2024 Actual	2025 Budget	8/31/2025 YTD	2025 Projected	2026 Budget	Budget % Change
Operating Expenses	\$ 1,222,169	\$ 976,628	\$ 1,071,313	\$ 1,404,226	\$ 1,323,903	\$ 800,459	\$ 1,228,012	\$ 1,313,003	-0.82%
Depreciation	93,429	94,411	94,411	92,480	112,000	-	95,000	114,500	2.23%
Unclassified - Transfers	-	-	-	-	-	-	-	-	0.00%
Total Sewer Utility Fund Expenditures	\$ 1,315,598	\$ 1,071,039	\$ 1,165,724	\$ 1,496,706	\$ 1,435,903	\$ 800,459	\$ 1,323,012	\$ 1,427,503	-0.58%
Beginning Net Position	\$ 6,544,765	\$ 6,327,520	\$ 6,365,264	\$ 6,379,624			\$ 6,482,825	\$ 6,490,526	
Change in Net Position	(217,245)	37,744	14,360	103,201			7,701	-	
Transfer from / (to) other funds	-	-	-	-			-	-	
Applied Budget Surplus	-	-	-	-			-	-	
Ending Net Position	\$ 6,327,520	\$ 6,365,264	\$ 6,379,624	\$ 6,482,825			\$ 6,490,526	\$ 6,490,526	
Ending Net Position	\$ 6,327,520	\$ 6,365,264	\$ 6,379,624	\$ 6,411,817			\$ 6,490,526	\$ 6,490,526	
Investment in Capital Assets	5,206,446	5,124,589	5,088,937	5,088,937					
Restricted for									
Equipment Replacement	233,825	246,831	269,950	302,143					
Pension	36,508	45,481	-	-					
Unrestricted Net Position	850,741	948,363	1,020,737	1,020,737					



Village of Thiensville
 2026 Budget
 Sewer Utility Fund
 Detailed Revenues



Account Name	2021 Actual	2022 Actual	2023 Actual	2024 Actual	2025 Budget	8/31/2025 YTD	2025 Projected	2026 Budget	Budget % Change
Operating Revenue:									
21-46-016-400 Sewer Service Charge	\$ 1,046,626	\$ 1,072,279	\$ 1,084,499	\$ 1,101,373	\$ 1,159,353	\$ 564,823	\$ 1,130,000	\$ 1,185,003	2.21%
21-46-016-410 Sewer Service Penalty	8,749	9,949	11,873	11,327	11,500	4,767	11,500	11,500	0.00%
21-46-016-460 Sewer Connection Fee	39,261	16,905	18,105	13,852	15,050	1,200	3,600	6,000	-60.13%
Total Operating Revenue	1,094,636	1,099,133	1,114,477	1,126,552	1,185,903	570,790	1,145,100	1,202,503	1.40%
Intergovernmental Revenue:									
14-13-019-126 Capital related grants	-	-	30,433	426,933	-	145,613	145,613	-	0.00%
Total Intergovernmental Revenue	-	-	30,433	426,933	-	145,613	145,613	-	0.00%
Commercial Revenue:									
21-46-016-420 Investment Interest	3,717	9,650	35,174	46,422	25,000	30,073	40,000	25,000	0.00%
Total Commercial Revenue	3,717	9,650	35,174	46,422	25,000	30,073	40,000	25,000	0.00%
Miscellaneous Revenue									
Fund Balance Applied	-	-	-	-	225,000	-	-	200,000	-11.11%
21-46-016-590 Transfer from other funds	-	-	-	-	-	-	-	-	0.00%
21-46-014-330 Sale Village Equipment	-	-	-	-	-	-	-	-	0.00%
Total Other Financing Sources	-	-	-	-	225,000	-	-	200,000	-11.11%
Total Sewer Utility Fund Revenue	\$ 1,098,353	\$ 1,108,783	\$ 1,180,084	\$ 1,599,907	\$ 1,435,903	\$ 746,476	\$ 1,330,713	\$ 1,427,503	-0.58%

DRAFT

Village of Thiensville
 2026 Budget
 Sewer Utility Fund
 Detailed Expenditures



Account Name	2021 Actual	2022 Actual	2023 Actual	2024 Actual	2025 Budget	8/31/2025 YTD	2025 Projected	2026 Budget	Budget % Change
Operating Expenses									
Personal Services									
21-05-610-1-100 Salaries & Wages	\$ 98,042	\$ 96,442	\$ 94,243	\$ 101,345	\$ 117,539	\$ 75,477	\$ 114,000	\$ 126,807	7.89%
21-05-610-1-101 Overtime	138	154	-	-	208	-	150	205	-1.44%
21-05-610-1-199 Fringe Benefits	25,117	36,688	56,651	51,248	60,415	45,338	65,000	69,572	15.16%
Total Personal Services	123,297	133,284	150,894	152,593	178,162	120,815	179,150	196,584	10.34%
Contractual Services									
21-05-610-2-200 Printing & Publishing	\$ -	\$ -	\$ 363	\$ 67	\$ 600	\$ 238	\$ 600	\$ 600	0.00%
21-05-610-2-201 Postage	2,007	2,230	2,042	-	3,500	-	3,300	3,500	0.00%
21-05-610-2-202 Dues & Subscriptions	76	66	135	-	300	-	300	300	0.00%
21-05-610-2-203 Training & Meetings	29	103	25	88	200	-	200	200	0.00%
21-05-610-2-204 Transportation	-	-	-	-	500	-	500	500	0.00%
21-05-610-2-207 Legal Counsel	-	72	-	795	500	784	800	800	60.00%
21-05-610-2-209 Engineering Services	39,835	31,929	61,087	353,266	20,000	20,859	35,000	25,000	25.00%
21-05-610-2-210 Data Processing	-	62	-	-	8,000	2,850	5,000	5,000	-37.50%
21-05-610-2-223 Radio Maintenance	-	-	-	-	200	-	200	200	0.00%
21-05-610-2-248 Sewer Repair/Maintenance	252,287	1,054	7,014	1,848	65,000	542	5,000	65,000	0.00%
21-05-610-2-249 Sewer Charge General	40,000	40,000	40,000	40,000	40,000	-	40,000	50,000	25.00%
21-05-610-2-250 Sewer Cleaning	25,564	9,349	16,149	21,712	17,000	2,296	17,000	20,000	17.65%
21-05-610-2-251 Lift Station Repairs	1,167	1,441	1,387	1,532	5,000	35	2,500	5,000	0.00%
21-05-610-2-253 Audit	3,800	3,900	3,900	3,900	3,900	3,900	3,900	5,200	33.33%
Total Contractual Services	364,765	90,206	132,102	423,208	164,700	31,504	114,300	181,300	10.08%
Commodities									
21-05-610-3-300 Office Supplies	\$ 1,172	\$ 632	\$ 1,538	\$ 829	\$ 1,250	\$ 916	\$ 1,400	\$ 1,500	20.00%
21-05-610-3-303 Telephone	2,972	3,792	3,714	1,243	3,500	617	3,500	3,500	0.00%
21-05-610-3-304 Electricity	13,378	16,167	19,614	17,762	17,500	11,220	17,000	17,500	0.00%
21-05-610-3-305 Heat	140	131	1,838	139	200	83	200	200	0.00%
21-05-610-3-308 Building Supplies	2,053	3,570	774	716	2,000	485	2,000	2,000	0.00%
21-05-610-3-329 Clothing	605	1,455	-	425	1,000	-	450	1,000	0.00%
21-05-610-3-330 Vehicle Maintenance	90	547	939	1,525	1,000	300	1,000	1,000	0.00%
21-05-610-3-345 Chemicals	-	-	14	580	600	464	600	600	0.00%
21-05-610-3-399 Miscellaneous	835	840	840	387	1,000	-	1,000	1,000	0.00%
Total Commodities	21,245	27,134	29,271	23,606	28,050	14,085	27,150	28,300	0.89%
Insurance									
21-02-610-2-237 Worker's Compensation	\$ 2,283	\$ 2,302	\$ 2,804	\$ 1,868	\$ 3,500	\$ -	\$ 2,720	\$ 2,400	-31.43%
21-02-610-2-242 Business Property	843	1,182	1,293	1,397	1,800	-	2,511	2,600	44.44%
21-02-610-2-243 All Other	13,452	16,185	13,159	13,441	13,500	-	13,392	13,500	0.00%
Total Insurance	16,578	19,669	17,256	16,706	18,800	-	18,623	18,500	-1.60%
Milwaukee Metropolitan Sewage District									
21-07-610-9-640 MMSD Capital Charge	\$ 434,111	\$ 446,428	\$ 416,632	\$ 405,727	\$ 415,877	\$ 419,789	\$ 419,789	\$ 302,645	-27.23%
21-07-610-9-650 MMSD O&M Charge	225,512	233,554	255,105	259,957	276,314	135,766	272,000	293,424	6.19%
Total MMSD Charges	659,623	679,982	671,737	665,684	692,191	555,555	691,789	596,069	-13.89%
Capital Outlay									
21-05-610-4-400 Office Equipment	\$ 635	\$ -	\$ 1,248	\$ 479	\$ 1,000	\$ -	\$ 1,000	\$ 1,000	0.00%
21-05-610-4-401 Vehicles	-	-	-	-	-	46,000	46,000	37,500	0.00%
21-05-610-4-402 Equipment	1,720	1,669	1,805	-	-	-	-	5,500	0.00%
21-05-610-4-403 Radios	-	-	-	-	-	-	-	-	0.00%
21-05-610-4-499 Other	34,306	24,684	67,000	121,950	241,000	32,500	150,000	248,250	3.01%
Total Capital Outlay	36,661	26,353	70,053	122,429	242,000	78,500	197,000	292,250	20.76%
Total Operating Expenses	1,222,169	976,628	1,071,313	1,404,226	1,323,903	800,459	1,228,012	1,313,003	-0.82%

Village of Thiensville
 2026 Budget
 Sewer Utility Fund
 Detailed Expenditures



Account Name	2021 Actual	2022 Actual	2023 Actual	2024 Actual	2025 Budget	8/31/2025 YTD	2025 Projected	2026 Budget	Budget % Change
Depreciation									
21-06-610-8-500 Depreciation	\$ 93,429	\$ 94,411	\$ 94,411	\$ 92,480	\$ 95,000	\$ -	\$ 95,000	\$ 95,000	0.00%
21-06-610-8-510 Replacement Fund	-	-	-	-	17,000	-	-	19,500	14.71%
Total Depreciation	93,429	94,411	94,411	92,480	112,000	-	95,000	114,500	2.23%
Unclassified									
01-07-554-7-790 Transfers to Other Funds	\$ -	\$ -	\$ -	\$ -	\$ -	\$ -	\$ -	\$ -	0.00%
Total Unclassified	-	-	-	-	-	-	-	-	0.00%
Total Sewer Utility Fund Expenditures	\$ 1,315,598	\$ 1,071,039	\$ 1,165,724	\$ 1,496,706	\$ 1,435,903	\$ 800,459	\$ 1,323,012	\$ 1,427,503	-0.58%

DRAFT

HISTORICAL BUDGET DOCUMENTS

DRAFT

Village of Thiensville
 2026 Budget
 Fire Equipment Replacement Fund
 Summary of Revenues and Expenditures



Summary of Revenues

Source	2021 Actual	2022 Actual	2023 Actual	2024 Actual	2025 Budget	9/30/2025 YTD	2025 Projected	2026 Budget	Budget % Change
Non-Property Tax Revenue:									
Other Revenue	\$ 170,818	\$ 149,132	\$ 29,990	\$ -	\$ -	\$ -	\$ -	\$ -	0.00%
Total Revenue	\$ 170,818	\$ 149,132	\$ 29,990	\$ -	\$ -	\$ -	\$ -	\$ -	0.00%

Summary of Expenditures

Department	2021 Actual	2022 Actual	2023 Actual	2024 Actual	2025 Budget	9/30/2025 YTD	2025 Projected	2026 Budget	Budget % Change
Salaries & Benefits	\$ 103,703	\$ 160,819	\$ 213	\$ -	\$ -	\$ -	\$ -	\$ -	0.00%
Public Safety	60,831	29,418	763	-	-	-	-	-	0.00%
Other Financing Uses	-	-	82,806	-	-	-	-	-	0.00%
Total Expenditures	\$ 164,534	\$ 190,237	\$ 83,782	\$ -	\$ -	\$ -	\$ -	\$ -	0.00%
Beginning Fund Balance	\$ 88,613	\$ 94,897	\$ 53,792	\$ -			\$ -	\$ -	
Annual Income / (Loss)	6,284	(41,105)	(53,792)	-			-	-	
Ending Fund Balance	\$ 94,897	\$ 53,792	\$ -	\$ -			\$ -	\$ -	

DRAFT

Village of Thiensville
 2026 Budget
 Fire Equipment Replacement Fund
 Detailed Revenues and Expenditures



Detailed Revenues

Account Name	2021 Actual	2022 Actual	2023 Actual	2024 Actual	2025 Budget	9/30/2025 YTD	2025 Projected	2026 Budget	Budget % Change
Other Revenue									
06-09-032-272 Ambulance Fees	\$ 170,818	\$ 149,132	\$ 29,990	\$ -	\$ -	\$ -	\$ -	\$ -	0.00%
Total Other Revenue	170,818	149,132	29,990	-	-	-	-	-	0.00%
Total Fire Equipment Replacement Fund Revenues	\$ 170,818	\$ 149,132	\$ 29,990	\$ -	\$ -	\$ -	\$ -	\$ -	0.00%

Detailed Expenditures

Account Name	2021 Actual	2022 Actual	2023 Actual	2024 Actual	2025 Budget	9/30/2025 YTD	2025 Projected	2026 Budget	Budget % Change
Salaries & Benefits									
06-09-522-1-100 Salaries & Wages	\$ 82,867	\$ 119,374	\$ -	\$ -	\$ -	\$ -	\$ -	\$ -	0.00%
06-09-522-1-199 Fringe Benefits	20,836	41,445	213	-	-	-	-	-	0.00%
Total Salaries & Benefits	103,703	160,819	213	-	-	-	-	-	0.00%
Public Safety									
06-09-522-2-206 Audit	\$ -	\$ -	\$ -	\$ -	\$ -	\$ -	\$ -	\$ -	0.00%
06-09-522-2-207 Legal Counsel	-	552	142	-	-	-	-	-	0.00%
06-09-522-2-225 Schooling	4,299	2,941	-	-	-	-	-	-	0.00%
06-09-522-2-276 Billing Services	12,142	10,504	621	-	-	-	-	-	0.00%
06-09-522-3-327 Medical Supplies	17,014	15,421	-	-	-	-	-	-	0.00%
06-09-522-4-405 Ambulance	-	-	-	-	-	-	-	-	0.00%
06-09-522-4-499 Other	27,376	-	-	-	-	-	-	-	0.00%
Total Public Safety	60,831	29,418	763	-	-	-	-	-	0.00%
Other Financing Uses									
06-09-522-7-790 Transfer to Other Funds	\$ -	\$ -	\$ 82,806	\$ -	\$ -	\$ -	\$ -	\$ -	0.00%
Total Other Financing Uses	-	-	82,806	-	-	-	-	-	0.00%
Total Fire Equipment Replacement Fund Expenditures	\$ 164,534	\$ 190,237	\$ 83,782	\$ -	\$ -	\$ -	\$ -	\$ -	0.00%

Village of Thiensville
 2026 Budget
 ARPA Local Recovery Fund
 Summary of Revenues and Expenditures



Summary of Revenues

Source	2021 Actual	2022 Actual	2023 Actual	2024 Actual	2025 Budget	9/30/2025 YTD	2025 Projected	2026 Budget	Budget % Change
Non-Property Tax Revenue:									
Intergovernmental Revenue	\$ 163,545	\$ 163,545	\$ -	\$ -	\$ -	\$ -	\$ -	\$ -	0.00%
Total Revenue	\$ 163,545	\$ 163,545	\$ -	\$ -	\$ -	\$ -	\$ -	\$ -	-100.00%

Summary of Expenditures

Department	2021 Actual	2022 Actual	2023 Actual	2024 Actual	2025 Budget	9/30/2025 YTD	2025 Projected	2026 Budget	Budget % Change
Public Safety	\$ 68,499	\$ -	\$ -	\$ -	\$ -	\$ -	\$ -	\$ -	0.00%
Other Financing Uses	95,046	163,545	-	-	-	-	-	-	0.00%
Total Expenditures	\$ 163,545	\$ 163,545	\$ -	\$ -	\$ -	\$ -	\$ -	\$ -	0.00%
Beginning Fund Balance	\$ -	\$ -	\$ -	\$ -	\$ -	\$ -	\$ -	\$ -	-
Annual Income / (Loss)	-	-	-	-	-	-	-	-	-
Ending Fund Balance	\$ -	\$ -	\$ -	\$ -	\$ -	\$ -	\$ -	\$ -	-

DRAFT

Village of Thiensville
 2026 Budget
 ARPA Local Recovery Fund
 Detailed Revenues and Expenditures

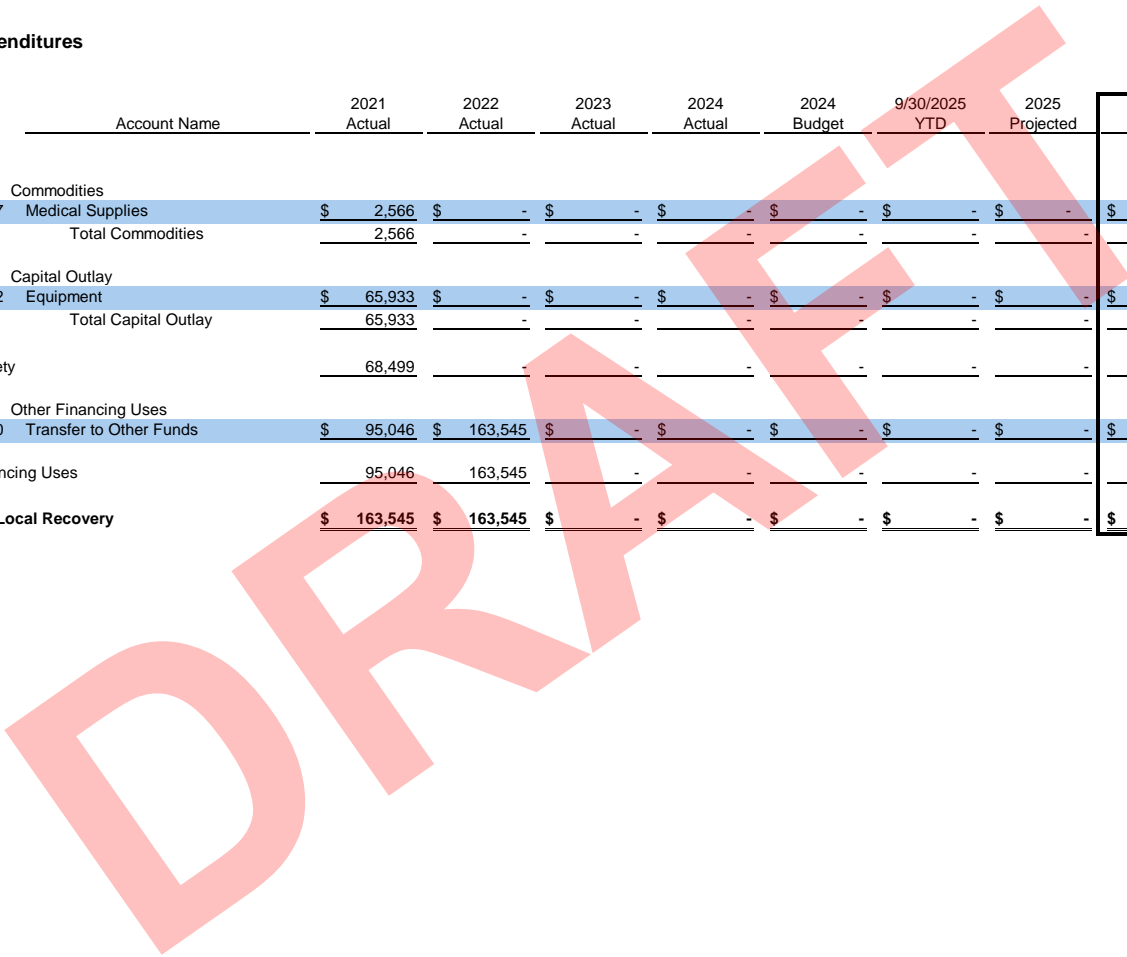


Detailed Revenues

Account Name	2021 Actual	2022 Actual	2023 Actual	2024 Actual	2025 Budget	9/30/2025 YTD	2025 Projected	2026 Budget	Budget % Change
Grants & Aids									
08-41-003-131 ARPA Local Recovery Funds	\$ 163,545	\$ 163,545	\$ -	\$ -	\$ -	\$ -	\$ -	\$ -	0.00%
Total Grants and Aids	163,545	163,545	-	-	-	-	-	-	0.00%
Total ARPA Local Recovery Fund	\$ 163,545	\$ 163,545	\$ -	\$ -	\$ -	\$ -	\$ -	\$ -	0.00%

Detailed Expenditures

Account Name	2021 Actual	2022 Actual	2023 Actual	2024 Actual	2024 Budget	9/30/2025 YTD	2025 Projected	2026 Budget	Budget % Change
Commodities									
08-03-522-3-327 Medical Supplies	\$ 2,566	\$ -	\$ -	\$ -	\$ -	\$ -	\$ -	\$ -	0.00%
Total Commodities	2,566	-	-	-	-	-	-	-	0.00%
Capital Outlay									
08-16-522-4-402 Equipment	\$ 65,933	\$ -	\$ -	\$ -	\$ -	\$ -	\$ -	\$ -	0.00%
Total Capital Outlay	65,933	-	-	-	-	-	-	-	0.00%
Total Public Safety	68,499	-	-	-	-	-	-	-	0.00%
Other Financing Uses									
08-08-007-7-790 Transfer to Other Funds	\$ 95,046	\$ 163,545	\$ -	\$ -	\$ -	\$ -	\$ -	\$ -	0.00%
Total Other Financing Uses	95,046	163,545	-	-	-	-	-	-	0.00%
Total ARPA Local Recovery	\$ 163,545	\$ 163,545	\$ -	\$ -	\$ -	\$ -	\$ -	\$ -	0.00%



Village of Thiensville
 2026 Budget
 Old Village Hall Fund
 Summary of Revenues and Expenditures



Summary of Revenues

Source	2021 Actual	2022 Actual	2023 Actual	2024 Actual	2025 Budget	9/30/2025 YTD	2025 Projected	2026 Budget	Budget % Change
Property Tax (Levy) Revenue:									
Property Tax Revenue	\$ 3,000	\$ 2,500	\$ 2,500	\$ -	\$ -	\$ -	\$ -	\$ -	0.00%
Total Property Tax Revenue	3,000	2,500	2,500	-	-	-	-	-	0.00%
Total Revenue	\$ 3,000	\$ 2,500	\$ 2,500	\$ -	\$ -	\$ -	\$ -	\$ -	0.00%

Summary of Expenditures

Department	2021 Actual	2022 Actual	2023 Actual	2024 Actual	2025 Budget	9/30/2025 YTD	2025 Projected	2026 Budget	Budget % Change
Culture, Recreation and Education	\$ 2,032	\$ 2,176	\$ 1,922	\$ -	\$ -	\$ -	\$ -	\$ -	0.00%
Other Financing Uses	-	-	-	15,373	-	-	-	-	-
Total Expenditures	\$ 2,032	\$ 2,176	\$ 1,922	\$ 15,373	\$ -	\$ -	\$ -	\$ -	0.00%
Beginning Fund Balance	\$ 13,503	\$ 14,471	\$ 14,795	\$ 15,373			\$ -	\$ -	
Annual Income / (Loss)	968	324	578	(15,373)			-	-	
Ending Fund Balance	\$ 14,471	\$ 14,795	\$ 15,373	\$ -			\$ -	\$ -	

DRAFT

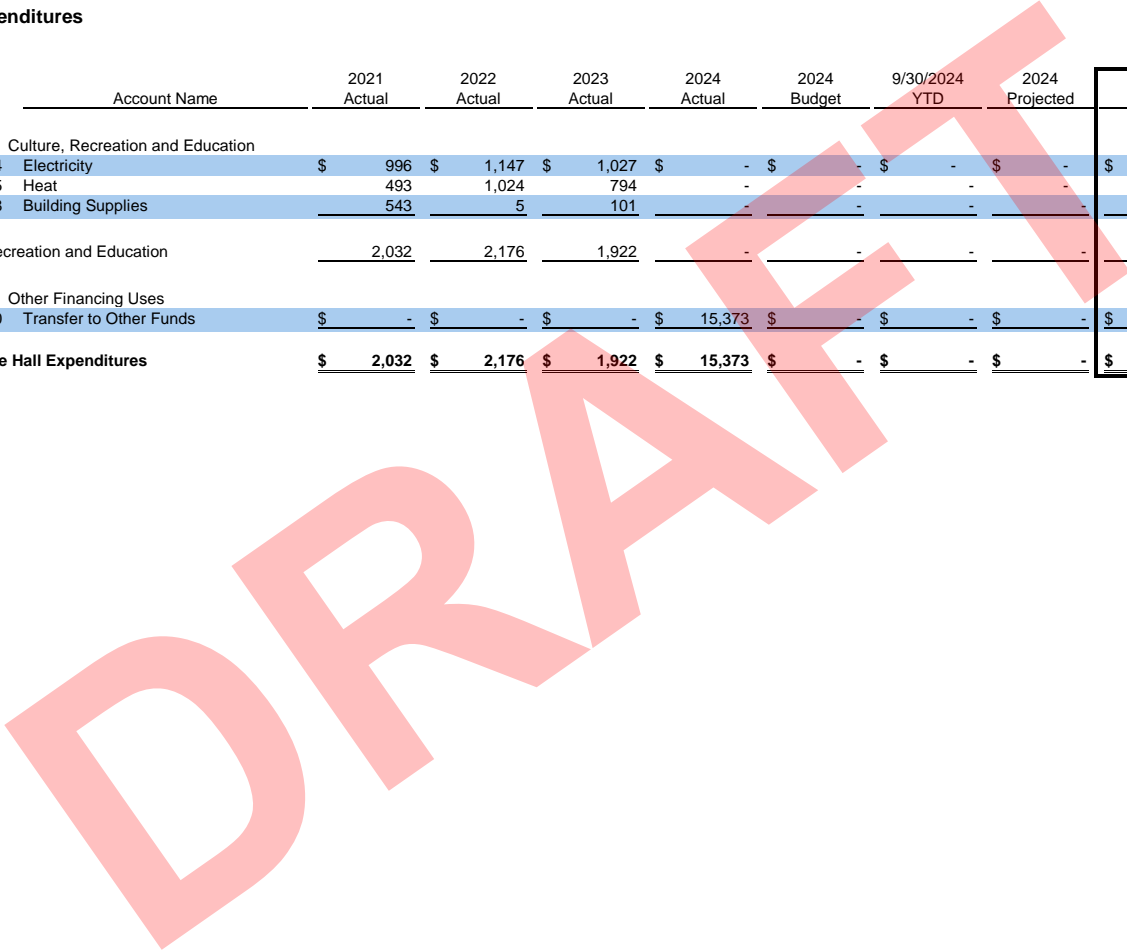


Detailed Revenues

Account Name	2021 Actual	2022 Actual	2023 Actual	2024 Actual	2024 Budget	9/30/2024 YTD	2024 Projected	2025 Budget	Budget % Change
Taxes									
16-40-001-100 Tax Levy-General Operations	\$ 3,000	\$ 2,500	\$ 2,500	\$ -	\$ -	\$ -	\$ -	\$ -	0.00%
Total Taxes	3,000	2,500	2,500	-	-	-	-	-	0.00%
Total Old Village Hall Fund Revenues	\$ 3,000	\$ 2,500	\$ 2,500	\$ -	\$ -	\$ -	\$ -	\$ -	0.00%

Detailed Expenditures

Account Name	2021 Actual	2022 Actual	2023 Actual	2024 Actual	2024 Budget	9/30/2024 YTD	2024 Projected	2025 Budget	Budget % Change
Culture, Recreation and Education									
16-05-541-3-304 Electricity	\$ 996	\$ 1,147	\$ 1,027	\$ -	\$ -	\$ -	\$ -	\$ -	0.00%
16-05-541-3-305 Heat	493	1,024	794	-	-	-	-	-	0.00%
16-05-541-3-308 Building Supplies	543	5	101	-	-	-	-	-	0.00%
Total Culture, Recreation and Education	2,032	2,176	1,922	-	-	-	-	-	0.00%
Other Financing Uses									
16-05-541-7-790 Transfer to Other Funds	\$ -	\$ -	\$ -	\$ 15,373	\$ -	\$ -	\$ -	\$ -	0.00%
Total Old Village Hall Expenditures	\$ 2,032	\$ 2,176	\$ 1,922	\$ 15,373	\$ -	\$ -	\$ -	\$ -	0.00%





Century Estates #3 Special Assessment B-Bonds Debt Service

Account Name	2021 Actual	2022 Actual	2023 Actual	2024 Actual	2025 Budget	9/30/2025 YTD	2025 Projected	2026 Budget	Budget % Change
Revenues									
51-43-012-300 Interest Income	986	-	-	-	-	-	-	-	0.00%
51-43-012-597 Special Assessment Collections	21,917	-	-	-	-	-	-	-	0.00%
Total Revenue	22,903	-	-	-	-	-	-	-	0.00%
Total Debt Service Fund Revenue	\$ 22,903	\$ -	\$ -	\$ -	\$ -	\$ -	\$ -	\$ -	0.00%

Laurel Acres Special Assessment B-Bonds Debt Service

Account Name	2021 Actual	2022 Actual	2023 Actual	2024 Actual	2025 Budget	9/30/2025 YTD	2025 Projected	2026 Budget	Budget % Change
Revenues									
52-43-012-300 Interest Income	1,985	1,201	552	-	-	-	-	-	0.00%
52-43-012-597 Special Assessment Collections	20,697	18,009	15,991	-	-	-	-	-	0.00%
Total Revenue	22,682	19,210	16,543	-	-	-	-	-	0.00%
Total Debt Service Fund Revenue	\$ 22,682	\$ 19,210	\$ 16,543	\$ -	\$ -	\$ -	\$ -	\$ -	0.00%

DRAFT



Century Estates #3 Special Assessment B-Bonds Debt Service

Account Name	2021 Actual	2022 Actual	2023 Actual	2024 Actual	2025 Budget	9/30/2025 YTD	2025 Projected	2026 Budget	Budget % Change
Debt Service									
51-01-553-4-499 Other	\$ -	\$ -	\$ -	\$ -	\$ -	\$ -	\$ -	\$ -	0.00%
51-01-553-6-610 Principal	\$ -	\$ -	\$ -	\$ -	\$ -	\$ -	\$ -	\$ -	0.00%
51-01-553-6-620 Interest	\$ -	\$ -	\$ -	\$ -	\$ -	\$ -	\$ -	\$ -	0.00%
Total Debt Service	-	-	-	-	-	-	-	-	0.00%
Other Financing Sources									
51-01-553-7-714 Transfer to Other Funds	\$ 41,688	\$ -	\$ -	\$ -	\$ -	\$ -	\$ -	\$ -	0.00%
Total Other Financing Sources	41,688	-	-	-	-	-	-	-	0.00%
Total Debt Service Fund Expenditures	\$ 41,688	\$ -	\$ -	\$ -	\$ -	\$ -	\$ -	\$ -	0.00%

Laurel Acres Special Assessment B-Bonds Debt Service

Account Name	2021 Actual	2022 Actual	2023 Actual	2024 Actual	2025 Budget	9/30/2025 YTD	2025 Projected	2026 Budget	Budget % Change
Debt Service									
52-01-553-4-499 Other	\$ 733	\$ -	\$ -	\$ -	\$ -	\$ -	\$ -	\$ -	0.00%
52-01-553-6-610 Principal	\$ 90,000	\$ -	\$ -	\$ -	\$ -	\$ -	\$ -	\$ -	0.00%
52-01-553-6-620 Interest	\$ 1,823	\$ -	\$ -	\$ -	\$ -	\$ -	\$ -	\$ -	0.00%
Total Debt Service	92,556	-	-	-	-	-	-	-	0.00%
Other Financing Sources									
52-01-553-7-714 Transfer to Other Funds	\$ -	\$ 27,214	\$ 18,557	\$ -	\$ -	\$ -	\$ -	\$ -	0.00%
Total Other Financing Sources	-	27,214	18,557	-	-	-	-	-	0.00%
Total Debt Service Fund Expenditures	\$ 92,556	\$ 27,214	\$ 18,557	\$ -	\$ -	\$ -	\$ -	\$ -	0.00%

Village of Thiensville
 2026 Budget
 Century Estates #3 Special Assessment B-Bonds
 Summary of Revenues and Expenditures



Summary of Revenues

Source	2021 Actual	2022 Actual	2023 Actual	2024 Actual	2025 Budget	9/30/2025 YTD	2025 Projected	2026 Budget	Budget % Change
Revenues	22,903	-	-	-	-	-	-	-	0.00%
Total Revenue	\$ 22,903	\$ -	\$ -	\$ -	\$ -	\$ -	\$ -	\$ -	0.00%

Summary of Expenditures

Department	2021 Actual	2022 Actual	2023 Actual	2024 Actual	2025 Budget	9/30/2025 YTD	2025 Projected	2026 Budget	Budget % Change
Debt Service	\$ -	\$ -	\$ -	\$ -	\$ -	\$ -	\$ -	\$ -	0.00%
Other Financing Uses	41,688	-	-	-	-	-	-	-	0.00%
Total Debt Service Expenditures	\$ 41,688	\$ -	\$ -	\$ -	\$ -	\$ -	\$ -	\$ -	0.00%
Beginning Fund Balance	\$ 18,785	\$ -	\$ -	\$ -			\$ -	\$ -	
Annual Income / (Loss)	(18,785)	-	-	-			-	-	
Non-cash related adjustments	-	-	-	-			-	-	
Ending Fund Balance	\$ -	\$ -	\$ -	\$ -			\$ -	\$ -	
Ending Fund Balance	\$ -	\$ -	\$ -	\$ -			\$ -	\$ -	
Nonspendable									
Restricted	-	-	-	-			-	-	
Committed	-	-	-	-			-	-	
Assigned	-	-	-	-			-	-	
Unassigned	-	-	-	-			-	-	

DRAFT

Village of Thiensville
 2026 Budget
 Laurel Acres Special Assessment B-Bonds
 Summary of Revenues and Expenditures



Summary of Revenues

Source	2021 Actual	2022 Actual	2023 Actual	2024 Actual	2024 Budget	9/30/2025 YTD	2025 Projected	2026 Budget	Budget % Change
Revenues	22,682	19,210	16,543	-	-	-	-	-	0.00%
Total Revenue	\$ 22,682	\$ 19,210	\$ 16,543	\$ -	\$ -	\$ -	\$ -	\$ -	0.00%

Summary of Expenditures

Department	2021 Actual	2022 Actual	2023 Actual	2024 Actual	2024 Budget	9/30/2025 YTD	2025 Projected	2026 Budget	Budget % Change
Debt Service	\$ 92,556	\$ 27,214	\$ 18,557	\$ -	\$ -	\$ -	\$ -	\$ -	0.00%
Total Debt Service Expenditures	\$ 92,556	\$ 27,214	\$ 18,557	\$ -	\$ -	\$ -	\$ -	\$ -	0.00%
Beginning Fund Balance	\$ 79,892	\$ 10,018	\$ 2,014	\$ -			\$ -	\$ -	
Annual Income / (Loss)	(69,874)	(8,004)	(2,014)	-			-	-	
Ending Fund Balance	\$ 10,018	\$ 2,014	\$ -	\$ -			\$ -	\$ -	
Ending Fund Balance	\$ 10,018	\$ 2,014	\$ -	\$ -			\$ -	\$ -	
Nonspendable									
Restricted	10,018	2,014	-	-			-	-	
Committed	-	-	-	-			-	-	
Assigned	-	-	-	-			-	-	
Unassigned	-	-	-	-			-	-	

DRAFT

DRAFT

APPENDIX

Village of Thiensville
 2026 Budget
 Levy and Tax Rate Summary



	2025 ADOPTED BUDGET	2026 PROPOSED BUDGET ALLOWED BY STATE LEVY LIMIT & RECOMMENDED	
GENERAL FUND	\$ 2,265,514.00	\$ 2,296,560.00	
CAPITAL PROJECTS FUND	\$ 120,000.00	\$ 120,000.00	
STORMWATER MGMT. FUND	\$ 52,000.00	\$ 52,000.00	
SUBTOTAL LEVY BEFORE ADJUSTMENTS & TIF	\$ 2,437,514.00	\$ 2,468,560.00	
TIF INCREMENT	\$ -	\$ -	
LEVY LIMIT EXEMPTION FOR JOINT FIRE	\$ 14,218.00	\$ 13,185.00	
LEVY LIMIT EXEMPTION FOR DEBT SERVICE	\$ 100,000.00	\$ 324,080.00	
TOTAL LEVY	\$ 2,551,732.00	\$ 2,805,825.00	
% INCREASE IN TAX LEVY	5.149574%	9.957668%	
TAX RATE COMPARISON	\$ 0.005246421	\$ 0.005737668	
DIFFERENCE/TAX RATES	\$ 0.000238189	\$ 0.000491247	
	\$ 0.238189	\$ 0.491247	
PERCENTAGE/TAX RATES	4.75595%	9.36347%	
TOTAL VILLAGE TAXES PAID ON A HOME VALUED AT \$321,132	\$ 1,684.79	\$ 1,842.55	
CHANGE IN TAXES TO A HOME VALUED AT \$321,132	\$ 76.49	\$ 157.76	
EQUALIZED TAX RATE	\$ 0.004916853	\$ 0.004743997	
DIFFERENCE/EQUALIZED RATES	\$ (0.000131852)	\$ (0.000172856)	
	\$ (0.131852)	\$ (0.172856)	
PERCENTAGE/EQUALIZED RATES	-2.611603%	-3.515582%	
2024 ASSESSED VALUE	486,375,800	2025 ASSESSED VALUE	489,018,400
2024 EQUALIZED VALUE	518,976,700	2025 EQUALIZED VALUE	591,447,500
10/4/2024		ASSESSED TO EQUALIZED RATIO	82.682%

Village of Thiensville
 2026 Budget
 Property Values Including TID
 Tax Rate Comparison



TAX YEAR REAL ESTATE	2025	2024	2023	2022	2021	2020	2019
Residential	391,171,500	388,430,500	386,154,600	248,597,100	246,620,300	244,426,800	243,676,200
Commercial	97,801,300	97,899,700	96,132,100	78,158,100	78,471,000	78,947,000	78,896,500
Undeveloped	45,600	45,600	45,600	35,700	35,700	35,700	35,700
Total Real Estate	489,018,400	486,375,800	482,332,300	326,790,900	325,127,000	323,409,500	322,608,400
Total Personal Property	0	0	2,221,580	1,563,323	1,675,798	2,414,228	2,432,212
(State Assessed PP)	0	0	1,200	900	1,300	1,400	1,600
Total Assessed Value	489,018,400	486,375,800	484,555,080	328,355,123	326,804,098	325,825,128	325,042,212
Total Equalized Value	591,447,500	518,976,700	480,670,600	447,439,600	409,868,800	392,582,000	374,572,900
Ratio of Assessed to Equalized Value	82.682%	93.718%	100.808%	73.385%	79.734%	82.995%	86.777%

Tax Rate Comparison

TAX RATES - ASSESSED/EQUALIZED

BUDGET YEAR	VILLAGE	SCHOOLS	TECH COLLEGE	COUNTY	STATE	SCHOOL CREDIT	TOTAL
2026	\$ 5.74						\$ 5.74
2025	\$ 5.25	\$ 7.44	\$ 0.85	\$ 1.33	\$ -	\$ (1.51)	\$ 13.36
2024	\$ 5.01	\$ 6.76	\$ 0.83	\$ 1.29	\$ -	\$ (1.44)	\$ 12.44
2023	\$ 7.33	\$ 9.64	\$ 1.23	\$ 1.90	\$ -	\$ (1.64)	\$ 18.46
2022	\$ 7.31	\$ 9.80	\$ 1.27	\$ 1.88	\$ -	\$ (1.61)	\$ 18.64
2021	\$ 7.29	\$ 9.59	\$ 1.38	\$ 1.92	\$ -	\$ (1.52)	\$ 18.66

ALL TAXING RATES - EQUALIZED

VILLAGE RATE ONLY - EQUALIZED

BUDGET YEAR	TAX RATE PER \$1,000 ASSESSED VALUATION	RATIO OF ASSESSED TO EQUALIZED VALUATION	TAX RATE PER \$1,000 EQUALIZED VALUATION	TAX RATE PER \$1,000 ASSESSED VALUATION	RATIO OF ASSESSED TO EQUALIZED VALUATION	TAX RATE PER \$1,000 EQUALIZED VALUATION
2026	\$ 5.74	82.68%	\$ 4.74	\$ 5.74	82.68%	\$ 4.74
2025	\$ 13.36	93.72%	\$ 12.52	\$ 5.25	93.72%	\$ 4.92
2024	\$ 12.44	100.81%	\$ 12.55	\$ 5.01	100.81%	\$ 5.05
2023	\$ 18.35	73.39%	\$ 13.46	\$ 7.33	73.39%	\$ 5.31
2022	\$ 18.64	79.73%	\$ 14.86	\$ 7.31	79.73%	\$ 5.83
2021	\$ 18.66	83.00%	\$ 15.49	\$ 7.29	83.00%	\$ 6.05

Village of Thiensville
 2026 Budget
 State Aids Comparison



State Aids Comparison

YEAR	EXPENDITURE RESTRAINT	STATE SHARED REVENUE	SUPPLEMENTAL MUNICIPAL AID	PERSONAL PROPERTY AID	ACT 12 PERSONAL PROPERTY AID	ACT 12 - TIF PERSONAL PROPERTY AID	TOTAL SHARED REVENUE	TRANSPORTATION AIDS	EXEMPT COMPUTER AID	VIDEO SERVICE PROVIDER AID	TOTAL STATE AIDS	CHANGE	%
2009	\$ 71,834.00	\$ 69,936.00					\$ 141,770.00	\$ 202,163.89	\$ 5,905.00		\$ 349,838.89	\$ 1,689.89	0.49%
2010	\$ 73,078.00	\$ 59,445.00					\$ 132,523.00	\$ 203,600.47	\$ 4,119.00		\$ 340,242.47	\$ (9,596.42)	-2.74%
2011	\$ 69,475.00	\$ 59,444.00					\$ 128,919.00	\$ 234,215.95	\$ 4,208.00		\$ 367,342.95	\$ 27,100.48	7.97%
2012	\$ 66,534.00	\$ 44,583.00					\$ 111,117.00	\$ 219,601.00	\$ 3,788.00		\$ 334,506.00	\$ (32,836.95)	-8.94%
2013	\$ 65,333.00	\$ 44,583.00					\$ 109,916.00	\$ 252,392.00	\$ 4,703.00		\$ 367,011.00	\$ 32,505.00	9.72%
2014	\$ 66,143.00	\$ 44,583.00					\$ 110,726.00	\$ 257,353.00	\$ 5,665.00		\$ 373,744.00	\$ 6,733.00	1.83%
2015	\$ 64,570.00	\$ 44,583.00					\$ 109,153.00	\$ 272,069.90	\$ 5,856.00		\$ 387,078.90	\$ 13,334.90	3.57%
2016	\$ 60,022.00	\$ 44,584.00					\$ 104,606.00	\$ 277,141.00	\$ 5,124.00		\$ 386,871.00	\$ (207.90)	-0.05%
2017	\$ 59,938.00	\$ 44,584.00					\$ 104,522.00	\$ 249,305.00	\$ 4,021.00		\$ 357,848.00	\$ (29,023.00)	-7.50%
2018	\$ 59,030.00	\$ 44,584.00					\$ 103,614.00	\$ 224,570.00	\$ 4,080.00		\$ 332,264.00	\$ (25,584.00)	-7.15%
2019	\$ 53,485.00	\$ 44,584.00		\$ 5,886.00			\$ 103,955.00	\$ 218,340.92	\$ 4,179.00		\$ 326,474.92	\$ (5,789.08)	-1.74%
2020	\$ -	\$ 44,584.00		\$ 2,397.00			\$ 46,981.00	\$ 231,494.00	\$ 4,179.00	\$ 4,850.00	\$ 287,504.00	\$ (38,970.92)	-11.94%
2021	\$ 31,609.00	\$ 44,581.00		\$ -			\$ 76,190.00	\$ 211,349.00	\$ 4,179.00	\$ 9,470.00	\$ 301,188.00	\$ 13,684.00	4.76%
2022	\$ 26,427.00	\$ 44,583.00		\$ 19,839.00			\$ 90,849.00	\$ 200,248.00	\$ 4,179.00	\$ 9,471.00	\$ 304,747.00	\$ 3,559.00	1.18%
2023	\$ 23,545.03	\$ 44,583.00		\$ 6,757.99			\$ 74,886.02	\$ 196,210.00	\$ 4,179.00	\$ 9,471.00	\$ 284,746.02	\$ (20,000.98)	-6.56%
2024	\$ 12,421.20	\$ 44,580.17	\$ 85,167.41	\$ 6,757.99			\$ 148,926.77	\$ 193,289.02	\$ 4,179.00	\$ 9,471.00	\$ 355,865.79	\$ 71,119.77	24.98%
2025	\$ 12,421.20	\$ 45,602.22	\$ 87,126.26	\$ 6,757.99	\$ 9,846.46	\$ 3,197.95	\$ 164,952.08	\$ 202,665.01	\$ 4,179.00	\$ 9,471.00	\$ 381,267.09	\$ 25,401.30	7.14%
2026	\$ -	\$ 47,152.52	\$ 90,088.92	\$ 6,757.99	\$ 9,846.46	\$ 3,197.95	\$ 157,043.84	\$ 205,521.39	\$ 4,179.00	\$ 9,471.00	\$ 376,215.23	\$ (5,051.86)	-1.33%
	\$ (12,421.20) -100.00%	\$ 1,550.30 3.40%	\$ 2,962.66 3.40%	\$ - 0.00%	\$ - 0.00%	\$ - 0.00%	\$ (7,908.24) -4.79%	\$ 2,856.38 1.41%	\$ - 0.00%	\$ - 0.00%			

DRAFT